

Public Document Pack



Neuadd y Sir
Y Rhadyr
Brynbuga
NP15 1GA

Dydd Gwener, 16 Gorffennaf
2021

Hysbysiad o gyfarfod

Pwyllgor Craffu Plant a Phobl Ifanc

Dydd Llun, 26ain Gorffennaf, 2021 at 10.00 am

Neuadd y Sir, Brynbuga – Cyfarfod o Bell

AGENDA

**BYDD CYFARFOD CYN I AELODAU'R PWYLLGOR 30 COFNODION CYN I'R
CYCHWYN Y CYFARFOD**

Eitem ddim	Eitem	Tudalennau
1.	Ymddiheuriadau am absenoldeb	
2.	Datganiadau o Fuddiant	
3.	Monitro'r Gyllideb Craffu'r adroddiadau Alldro Refeniw a Chyfalaf ar gyfer 2020-2021	1 - 64
4.	Monitro'r Perfformiad Adrodd ar y perfformiad yn erbyn y 5 amcan	65 - 78
5.	Cadarnhau dyddiad ac amser y cyfarfod nesaf	

Paul Matthews

Prif Weithredwr

CYNGOR SIR FYNWY

MAE CYFANSODDIAD Y PWYLLGOR FEL SY'N DILYN:

Cynghorwyr Sir:

L.Brown
C.Edwards
M.Groucutt
D. Jones
M.Lane
M. Powell
T.Thomas
J.Watkins

Gwybodaeth Gyhoeddus

Mynediad i gopiâu papur o agendâu ac adroddiadau

Gellir darparu copi o'r agenda hwn ac adroddiadau perthnasol i aelodau'r cyhoedd sy'n mynychu cyfarfod drwy ofyn am gopi gan Gwasanaethau Democrataidd ar 01633 644219. Dylid nodi fod yn rhaid i ni dderbyn 24 awr o hysbysiad cyn y cyfarfod er mwyn darparu copi caled o'r agenda hwn i chi.

Edrych ar y cyfarfod ar-lein

Gellir gweld y cyfarfod ar-lein yn fyw neu'n dilyn y cyfarfod drwy fynd i www.monmouthshire.gov.uk neu drwy ymweld â'n tudalen Youtube drwy chwilio am MonmouthshireCC. Drwy fynd i mewn i'r ystafell gyfarfod, fel aelod o'r cyhoedd neu i gymryd rhan yn y cyfarfod, rydych yn caniatáu i gael eich ffilmio ac i ddefnydd posibl y delweddau a'r recordiadau sain hynny gan y Cyngor.

Y Gymraeg

Mae'r Cyngor yn croesawu cyfraniadau gan aelodau'r cyhoedd drwy gyfrwng y Gymraeg neu'r Saesneg. Gofynnwn gyda dyledus barch i chi roi 5 diwrnod o hysbysiad cyn y cyfarfod os dymunwch siarad yn Gymraeg fel y gallwn ddarparu ar gyfer eich anghenion.

Nodau a Gwerthoedd Cyngor Sir Fynwy

Cymunedau Cynaliadwy a Chryf

Canlyniadau y gweithiwn i'w cyflawni

Neb yn cael ei adael ar ôl

- Gall pobl hŷn fyw bywyd da
- Pobl â mynediad i dai addas a fforddiadwy
- Pobl â mynediad a symudedd da

Pobl yn hyderus, galluog ac yn cymryd rhan

- Camddefnyddio alcohol a chyffuriau ddim yn effeithio ar fywydau pobl
- Teuluoedd yn cael eu cefnogi
- Pobl yn teimlo'n ddiogel

Ein sir yn ffynnu

- Busnes a menter
- Pobl â mynediad i ddysgu ymarferol a hyblyg
- Pobl yn diogelu ac yn cyfoethogi'r amgylchedd

Ein blaenoriaethau

- Ysgolion
- Diogelu pobl agored i niwed
- Cefnogi busnes a chreu swyddi
- Cynnal gwasanaethau sy'n hygyrch yn lleol

Ein gwerthoedd

- **Bod yn agored:** anelwn fod yn agored ac onest i ddatblygu perthnasoedd ymddiriedus
- **Tegwch:** anelwn ddarparu dewis teg, cyfleoedd a phrofiadau a dod yn sefydliad a adeiladwyd ar barch un at y llall.
- **Hyblygrwydd:** anelwn fod yn hyblyg yn ein syniadau a'n gweithredoedd i ddod yn sefydliad effeithlon ac effeithiol.
- **Gwaith tîm:** anelwn gydweithio i rannu ein llwyddiannau a'n methiannau drwy adeiladu ar ein cryfderau a chefnogi ein gilydd i gyflawni ein nodau.

This page is intentionally left blank

SUBJECT:	2020/21 REVENUE & CAPITAL OUTTURN STATEMENT
MEETING:	Children & Young People Select Committee
DATE:	8th July 2021
DIVISION/WARDS AFFECTED:	ALL

1. PURPOSE:

- 1.1 The purpose of this report is to provide Select Committee Members with information on the revenue and capital outturn position of the Authority based on capital slippage and reserve usage & deferment.
- 1.2 The financial information appropriate to this Select Committee is outlined in **Appendix 6**, with the remainder of this report following the format presented to Cabinet on the 9th June 2021.
- 1.3 This report is to be considered by Select Committees as part of their responsibility to,
 - assess whether effective budget monitoring is taking place,
 - monitor the extent to which budgets are spent in accordance with agreed budget and policy framework,
 - challenge the reasonableness of projected over or underspends, and
 - monitor the achievement of predicted efficiency gains or progress in relation to savings proposals.
- 1.4 To provide an update on the financial impact of the Covid-19 pandemic on the Council.

2. CABINET RECOMMENDATIONS:

- 2.1 That Cabinet recognises a balanced net revenue budget position at outturn after accounting for transfers to earmarked reserves that represents a significant improvement of £5.15m from the overall deficit reported at month 9, primarily as a result of:
 - Receipt of £5.29m of Welsh Government Covid-19 hardship funding since month 9 to compensate the Council to support its enhanced costs of service delivery and loss of income as a direct result of Covid-19 impact;
 - Receipt of significant unbudgeted Welsh Government grants that were communicated to and received by the Authority late in the financial year and that have offset core budget funding;
 - Underspends across many service areas as a result of the pandemic and where services have been reduced or stopped, travel requirements have reduced, office and buildings have remained closed and substantial staff vacancies have remained unfilled.

- 2.2 That Members acknowledge the extent that the Welsh Government Covid-19 Hardship Fund has covered all Covid-19 related additional costs directly incurred during the financial year of £11.25m together with compensation for loss of income of £8.38m.
- 2.3 That Members note the 85% delivery of the service specific budgeted mandated savings as detailed in **Appendix 2** and as agreed by full Council previously and the implicit remedial action/savings included in the financial outturn to compensate for circa 15% savings (£734k) reported as delayed or unachievable by service managers.
- 2.4 That Members endorse the strategy applied to replenish earmarked reserves as noted within the report to support future financial challenges and ensure financial resilience during a period of significant uncertainty as we continue to recover from the pandemic and as the delivery of our services change in light of a severely altered socio-economic landscape, and as wider policy commitments, both locally and nationally begin to take shape.
- 2.5 In taking the approach set out above, Cabinet recognises the extraordinary nature of the 2020/21 financial year and accepts that there remains significant recurring service pressures and risks in 2021/22 and over the medium term.
- 2.6 Cabinet notes the unprecedented improvement in Schools reserve balances of £3.85m as contained in **Appendix 1** that has resulted in 15 of the 17 schools entering the year in deficit returning to a surplus balance. This reflects the significant levels of grant support from Welsh Government that was notified late in the financial year primarily relating to Schools Revenue Maintenance Grant and Recruit, Recover and Raise Standards.
- 2.7 That Cabinet endorses the requirement for schools carrying significant surplus balances that are above levels guided by Welsh Government to provide investment plans setting out how they intend to spend their significant surplus balances, whilst also appreciating that the inherent structural budget deficits that have led to 17 schools being in deficit at the start of the year remain and require resolution irrespective of additional funding received.
- 2.8 That Members consider the capital outturn spend of £19.0m, introducing an underspend of £3.18m primarily due to underspending of the capitalisation directive budget and specific grant related schemes and that this subsequently releases £1.08m of capital receipts back to reserve for future capital investment.
- 2.9 That Members note the slippage requests of £49.92m as listed in **Appendix 5** along with the related presumptions made around financing consequences as detailed in **Appendix 1**, and accept that officers will make a further assessment of the justification for scheme slippage and make recommendations back to Cabinet for final approval as part of the month 2 financial monitoring for 2021/22.

3. KEY ISSUES:

- 3.1 Since entering 2020 the Council had faced significant and unprecedented challenges, notably the flood response and recovery resulting from Storms Ciara and Dennis in February 2020 and the subsequent Covid-19 pandemic and the impact of the lockdown restrictions that were put into effect on 23rd March 2020.

3.2 In parallel to this the Council had faced a hugely challenging budget round which saw a significant set of service pressures needing to be considered and accommodated within the budget, notably:

- Pressures within Children’s Services relating to a continued increase in the number of looked after children (LAC) cases carrying over from 2019/20 and after the budget was approved.
- The 2.75% pay award being much higher than the original 1% budget assumption built into the budget and where it had been expected that Welsh Government funding would be forthcoming.
- Pressures remaining within the Passenger Transport Unit (PTU) and that continue to be worked on as part of the PTU review and where implementation has been impacted by the pandemic.
- Pressures in waste & recycling as a result of delays in the rollout of waste reconfiguration and changes.
- Income pressures relating to Civil parking enforcement where savings targets cannot be met.
- A shortfall against additional commercial income targets as a consequence of the impact of Covid-19 and the current level of market and economic uncertainty.
- As result of the late receipt of the final settlement from Welsh Government and the disappointment of there being no funding floor introduced, the remaining efficiency savings that were left to be identified during the financial year.

3.3 All of the above pressures continue to draw significantly on the Council’s resources, both in terms of capacity and finances and continues to place an unprecedented strain on the Council. That all said, by month 9, the previously reported non-Covid-19 related over spend had moved into a forecast £142k saving. This largely resulted from the action taken during the financial year in curtailing non-essential expenditure, through cost reductions recognising the significant and continued financial pressure on the Authority as a result of the pandemic and through Covid-19 enforced reductions in normal service delivery.

3.4 Outturn position

Table 1: Overall Revenue outturn position

	Overall Outturn	Overall Variance to Month 9	Variance due Hardship funding	Variance due to other factors
	£000s	£000s	£000s	£000s
Social Care, Health & Safeguarding	811	(497)	0	(497)
Children & Young People	75	(11)	(7)	(4)
Enterprise & Monlife	(498)	(4,328)	(3,610)	(718)
Chief Executives Unit	(141)	(137)	(20)	(117)
Resources	(847)	(1,234)	(1,492)	258
Corporate Costs & Levies	(2,569)	(2,581)	0	(2,581)
Appropriations	3,574	3,838	0	3,838
Financing	(405)	(196)	(159)	(37)

Total	0	(5,146)	(5,288)	142
-------	---	---------	---------	-----

- 3.5 Since the month 9 forecast the Council has benefited from a further £5.29m of Welsh Government Covid-19 hardship funding to compensate the Council to support its enhanced costs of service delivery and loss of income as a direct result of Covid-19 impact.
- 3.6 Further to this a number of Welsh Government funding announcements were made late in the financial year that have resulted in additional specific revenue grant awards related to the continuing Covid-19 impact and also awards specific to service area pressures. These grant awards have had a direct impact in improving the revenue outturn position by offsetting core funding requirements.
- 3.7 During the financial year the continued impact of the pandemic has significantly altered the Authorities normal course of service delivery and additional savings have been realised where services have been reduced or stopped, travel requirements have reduced, office and buildings have remained closed and substantial staff vacancies have remained unfilled.
- 3.8 The analysis outlined in **Table 2** below reconciles the movement in the outturn position since the month 9 forecast was reported to Cabinet.

Table 2: Reconciliation of Revenue outturn from month 9

	£'000
Month 9 non-Covid-19 surplus	(142)
Unbudgeted grant support since Month 9 - Covid-19 specific	(3,070)
Unbudgeted grant support since Month 9 - Service specific	(803)
Reduction in budgeted use of capitalisation directive	1,080
Refinement of service outturn positions	(1,184)
Year-end surplus prior to earmarked reserve replenishment	(4,119)
Replenishment of earmarked reserves	4,119
Revised Council Fund Surplus	0

3.9 Mandated savings and budget mitigations

Table 3: Progress against mandated savings

Directorate	2020/21 Budgeted Savings	Saving achieved	Delayed Savings	Savings Unachievable	Of which due to Covid-19	Of which not Covid-19 Related	% Achieved
	£000	£000	£000	£000			

Children & Young People	(648)	(648)	0	0	0	0	100%
Social Care & Health	(1,058)	(792)	0	(266)	166	100	75%
Enterprise	(569)	(392)	(20)	(158)	178	0	69%
Resources	(418)	(198)	(220)	0	220	0	47%
Chief Executives Unit	(163)	(93)	(10)	(60)	70	0	57%
Corporate Costs & Levies	(1,479)	(1,479)	0	0	0	0	100%
Appropriations	(605)	(605)	0	0	0	0	100%
Sub-total - Services	(4,940)	(4,207)	(250)	(484)	634	100	85%
Financing	(5,397)	(5,397)	0	0	0	0	100%
Overall Total	(10,336)	(9,604)	(250)	(484)	634	100	93%

3.10 The 2020/21 budget was set based on the requirement for £10.3m of mandated savings to be achieved, with some £4.9m of these to be made directly by service areas. Given the challenging operating environment that services have performed under during 2020/21 it is pleasing to note their performance in achieving 85% of budgeted savings. This increases to 93% when taking into account savings attributable to increasing financing streams.

3.11 There has been a delay in the implementation of £250k of budget savings proposals as a direct result of staff resources being diverted to respond to the pandemic. A further £484k of savings are now deemed unachievable with £384k of these as a direct result of the pandemic.

3.12 A full list of the progress against savings mandates can be found at **Appendix 2** to this report.

3.13 The 2020/21 budget included the use of a Capitalisation direction of £2.09m where one-off costs are eligible to be capitalised under the guidance issued by the Welsh Government in respect of the flexible use of capital receipts. Given the reduced service activity during the year only £1.01m of the budgeted use was utilised resulting in £1.08m remaining in the capital receipts reserve for future use.

Those costs capitalised are listed and **Appendix 4** to this report and in summary relate to:

- Sharing back-office and administrative services with one or more other council or public sector body;
- Funding the cost of service reconfiguration, restructuring or rationalisation (staff or non-staff), where this leads to ongoing efficiency savings or service transformation;
- Driving a digital approach to the delivery of more efficient public services and how the public interacts with constituent authorities where possible;
- Integrating public facing services across two or more public sector bodies to generate savings or to transform service delivery.

3.14 Covid-19 Impact

- 3.15 The financial challenges facing the Council and resulting from the Covid-19 pandemic were hugely significant during 2020/21 and will continue to be over the medium term as the economy recovers and demands on local services transform in line with the social changes that the pandemic has brought about.
- 3.16 The Council continues to incur significant costs in its response effort and this will continue as it transitions towards recovery. Furthermore and resulting from the restrictions that UK Government and Welsh Government have had to put in place to contain the spread of the virus we are suffering significant shortfalls in our income levels. Some of these will return more quickly than others as services are able to be safely turned back on.
- 3.17 We are grateful to Welsh Government for the emergency hardship funding that has been provided to Welsh Councils to cover the costs and income losses to date and alongside this, the Covid-19 specific grant funding notified in the latter stages of the financial year. The extent of this support is outlined in **Table 4** below.

Table 4: Direct Grant funding received to aid in Covid-19 pressures

	£000s
Welsh Government Covid19 Hardship Fund - Additional costs incurred	11,254
Welsh Government Covid19 Hardship Fund - Compensation for loss of service income	8,382
Council Tax Income Collection shortfalls	1,059
Council Tax Reduction Scheme - to assist with increased demand	348
Digital Transformation funding	658
Savings unachieved funding	658
Business Grants - administration costs	347
Total	22,706

- 3.18 As the financial year progressed the Council was given clearer commitments of the proposed Welsh Government support and significantly the announcement made of further funding for local authorities in August 2020 to supplement funding that had already been provided to assist with meeting income losses and additional costs brought about by the pandemic. A further announcement of funding to cover the first six months of the 2021/22 financial year is welcomed and continues to recognise the unprecedented impact on the Council in managing the response to the pandemic.
- 3.19 In working with all parts of the Welsh Public Sector the Welsh Government provided significant one-off support to all areas through numerous funds which have been administered by the Council during the year. This has ranged from support to local businesses via Business Support Grants, payments made to care workers and specific Freelancer and Start up grants. The extent of the support administered during the financial year is detailed in **Table 5** below:

Table 5: Welsh Government support funds administered in year

Support fund	£000s
Business Support Grants	39,468
Care Workers £500 Payments	1,367
Covid-19 Freelancer Grant	440
Covid-19 Start Up Grant	143
Total	41,418

3.20 It is inevitable that the Council will face significant financial challenges as we move into the recovery phase of the pandemic as demands on services change in light of a severely altered socio-economic landscape. Alongside this there will continue to be risks associated with Welsh Government support funding being reduced or stopped. It is therefore important that the Council looks to replenish earmarked reserves to strengthen ongoing financial resilience.

3.21 **Recommended use of 2020/21 Revenue surplus**

3.22 Irrespective of the ongoing Covid-19 pandemic the Authority is already dealing with underlying service pressures which have resulted in £10.3m of pressures being accommodated within the 2021/22 budget, primarily consisting of:

- Pay and pension-related spending pressures in our schooling system;
- The increasing demand placed on children's social care services, adult social care and our children with additional learning needs budgets;
- Significant service pressures within the passenger transport unit and within recycling and waste and that look to ensure that the Council supports and sustains key service delivery;
- Investment that ensures that homeless people are provided adequate support, advice and accommodation in their time of need;
- An ongoing commitment to recognise and value the contribution made by the workforce and ensuring that local government staff are paid no less than the minimum wage set by the Living Wage Foundation, extending to the apprenticeship roles within the Council.

3.23 The ongoing Covid-19 pandemic presents its own additional financial challenges and uncertainty both in terms of additional cost and significant loss of income across services. Some of these impacts are difficult to model and will potentially only manifest themselves once a degree of normality returns to service delivery as enforced restrictions diminish.

3.24 It is inevitable that service delivery and operating models will look significantly different as we move out of the emergency phase of the pandemic, for example:

- New services have been created, some services have been stopped, staff redeployed and new working practices are in place, many of these changes may need to continue beyond this phase of the crisis;

- The pandemic has brought about Welsh Government policy change, significantly in the area of Homelessness;
- Supply chains continue to be radically altered;
- The impact of continuing social distancing on service operations;
- The financial impact on the most vulnerable members of the County and the ongoing and additional support this may require;
- There has been an increased focus on digital solutions to the issues faced, some of these may replace traditional methods of service delivery;
- The prominence of agile working and the shift in culture and its impact on future office space requirements

3.25 There remains uncertainty around the continued Welsh Government emergency hardship funding to Local authorities as a result of the Covid-19 impact, in terms of the full consequential funding continuing to be passed through and whether there will be further funding announced by UK Government which will allow Welsh Government to make further commitments beyond 30th September 2021.

3.26 It is also important to recognise that the economy will likely be in recession and UK and global economies have been hit hard by the pandemic which will considerably impact future public spending and Local Government settlements.

3.27 Given all of these uncertainties it remains difficult to identify the timing and quantum of investment required into the Council's key corporate priorities moving forward and also in responding to the wider national policy agenda commitments, notably but not exclusively:

- The Climate emergency declaration and commitment to deliver a low carbon economy
- Support for mental health provision
- Homeless support and provision
- Food policy agenda

3.28 In considering all of the above and in apportioning the outturn position the future financial stability of the Council was considered, alongside the potential additional unknown costs that could occur in dealing with post Covid-19 recovery, whilst also giving financial resilience to service areas to deal with service pressures and the wider policy commitments that will shape future service delivery. In this regard the revenue surplus is proposed to be allocated to the following reserves:

Table 6: Reserves balances and proposed replenishment

Reserve	31st March 2020	31st March 2021	Proposed replenish- ment	31st March 2021
	£000	Draft £000	£000	Final £000
Council Fund (Authority)	(8,907)	(8,907)		(8,907)
Council Fund (School)	435	(3,418)		(3,418)

Balances)				
Sub Total Council Fund	(8,472)	(12,325)	0	(12,325)
Earmarked Reserves:				
Invest to Redesign	(1,128)	(1,156)	(200)	(1,356)
IT Transformation	(254)	(254)	(600)	(854)
Insurance and Risk Management	(935)	(935)		(935)
Capital Receipt Generation	(181)	(116)	(300)	(416)
Treasury Equalisation	(990)	(590)		(590)
Redundancy and Pensions	(245)	(157)	(700)	(857)
Capital Investment	(627)	(627)		(627)
Priority Investment	(405)	(405)	(1,500)	(1,905)
Covid19 Hardship Fund Equalisation Reserve	0	0	(819)	(819)
Other Earmarked Reserves	(1,618)	(2,312)		(2,312)
Total Earmarked Reserves	(6,383)	(6,552)	(4,119)	(10,671)
Total useable revenue reserves	(14,855)	(18,877)	(4,119)	(22,996)

4 SCHOOLS BALANCES

- 4.1 In a similar manner to the general revenue activities of the Council, Schools have also benefitted from Welsh Government hardship funding to compensate for additional general Covid costs incurred (e.g. PPE, staff cover due to self-isolation, enhanced cleaning) and income lost totalling circa £1.24m and this is included within the figures outlined in **Table 4** above.
- 4.2 In terms of the overall movement in school balances, 2020/21 has been an unprecedented year. Schools have received several specific Welsh Government grants totalling £1.77m to further support them and their pupils and these have predominately displaced core budgets in 2020/21 or been committed for use in 2021/22 in line with the grant terms. Furthermore, due largely to the sustained periods of enforced closure during the financial year spending on budgets areas such as staff cover, premises, supplies & services and examination fees, were significantly curtailed and produced savings totalling £2.08m.
- 4.3 These factors mean that the overall level of the school reserves has increased by £3.85m as at the 31st March 2021, taking schools collectively out of a net deficit of £435k to an overall surplus of £3.42m. The movements in individual school balances are outlined in **Appendix 4** to this report. As a result of this 15 of the 17 schools entering the year in deficit have returned to a surplus balance.
- 4.4 The Authority requires schools carrying significant surplus balances that are above levels guided by Welsh Government (£50k for a Primary, £100k for a Secondary) to provide investment plans setting out how they intend to spend the significant surplus balances being held. It is also clear that the inherent structural budget deficits that have led to a

situation of 17 schools being in deficit at the start of the year remain and require resolution irrespective of additional funding received.

- 4.5 In particular and in specific relation to Chepstow Comprehensive, when the windfall Welsh Government grants are disregarded, it masks a significant in-year budget deficit that has been brought about significantly due to the curtailing of any staff redundancies during the pandemic and that were pivotal to their recovery plans. This leaves the school in a comparably weaker position than they would have been in if they had executed their recovery plans as intended, and where they do not now have the level of surplus balances that the other three comprehensive schools now have to strategically invest over the medium term.

5 CAPITAL OUTTURN

- 5.1 The capital expenditure outturn detailed in **Appendix 1** shows a net underspend of £3.18m against budget which can largely be attributed to specific grant funded schemes which have not progressed during the year (£1.92m) due to a combination of late notification of the grant awards, a lack of resources available to complete eligible works and a shortage of appropriate schemes that fit within the grant criteria stipulated. This under spend does not release any capital financing for future use as the grant actually paid matches the overall expenditure.
- 5.2 Alongside this there has been reduced usage of the Capitalisation Directive budget by £1.08m following clarification of the revenue outturn position. This subsequently releases capital receipts back to the capital receipts reserve to utilise for future capital investment.
- 5.3 Capital financing variances primarily follow the reasons for the above expenditure variances with grants showing a variance of £1.7m and capital receipts £1.08m, as the related expenditure was not incurred. There is a variance within unsupported borrowing and leasing where it was more cost-effective to the Authority to finance vehicle purchases from borrowing instead of leasing as initially budgeted.
- 5.4 Capital slippage totals £49.92m and is shown in detail in **Appendix 5** to this report. The vast majority of the slippage requested is due to the delays encountered relating to the impact of Covid-19 and was very much outside of the control of the Authority with two schemes (Asset Investment Fund and Abergavenny 3-19 School) accounting for two thirds of the total slippage.
- 5.5 Members are asked to note the slippage requests of £49.92m as listed in **Appendix 5** along with the related presumptions made around financing consequences as detailed in **Appendix 1**. A further assessment of the justification for scheme slippage will be undertaken and recommendations made back to Cabinet for final approval as part of the month 2 financial monitoring for 2021/22.
- 5.6 **Useable Capital Receipts Available**

- 5.7 In the table below, the effect of the changes to the forecast capital receipts on the useable capital receipts balances available to meet future capital commitments is shown. This is also compared to the balances forecast within the 2020/24 MTFP capital budget proposals.

Table 7: Useable Capital receipts forecast

	2020/21	2021/22	2022/23	2023/24	2024/25
	£000	£000	£000	£000	£000
Balance as at 1st April	3,040	9,210	14,136	12,544	11,452
Capital receipts used for financing	(31)	(3,341)	(684)	(684)	(684)
Capital receipts used to support capitalisation direction	(1,011)	(2,208)	(2,208)	(508)	(508)
Capital receipts Received or Forecast	7,212	10,475	1,300	100	100
Forecast Balance as at 31st March	9,210	14,136	12,544	11,452	10,360
Forecast Balance 2020/24 MTFP	9,904	10,245	10,791	10,136	10,136
Variance compared to 2020/24 MTFP	(694)	3,891	1,753	1,316	224

- 5.8 Capital receipts used to support the capitalisation direction were £1.08m less than budgeted for 2020/21, however this was offset by an overall delay in generating some receipts into 2021/22 and beyond and therefore results in a slightly reduced balance of receipts compared to the original budget.
- 5.9 Forecast receipts to be generated in future years have increased since the 2020/21 budget was set and this is demonstrated in the expected overall increase in receipt balances after affording additional capitalisation direction approved as part of 2021/22 budget setting.

6 OPTIONS APPRAISAL

- 6.1 This report provides an update on the current financial situation and the challenges facing the Council now and over the medium term. It has been prepared at a time of great uncertainty as the Council still transitions from the emergency response phase of the Covid-19 pandemic towards a period of recovery.
- 6.2 The outturn that has been prepared for consideration is predicated on assumptions that have been independently assessed by budget holders and subsequently reviewed as part of the budget monitoring process. These assumptions don't look to represent a policy position that Cabinet is looking to take on when services are re-opening. Rather they represent a reasoned assessment of the impact on services in year based on known information, anticipated future changes and estimates.
- 6.3 By far the greatest uncertainty that existed during the year was the level of Welsh Government hardship funding to be received to offset additional costs incurred in responding to the Covid-19 emergency response and the significant income losses that have resulted where services have ceased as a result of the enforced lockdown

restrictions in place. This risk diminished during the year as a result of Welsh Government announcements of significant funding to support Councils in Wales and this support currently extends to the 30th September 2021.

7 EVALUATION CRITERIA

- 7.1 The uncertainty around Welsh Government funding of additional costs and losses of income brought about by the response to and the impact of the pandemic has diminished during the year. However, this continues to represent a risk moving into 2021/22 that will only be mitigated by monthly and quarterly submissions to Welsh Government being agreed. And furthermore and beyond those impacts resulting from Covid-19 there exists a number of significant cost pressures that need to be managed regardless.
- 7.2 The Council has traditionally maintained formal reporting to Cabinet at month 2 (period 1), month 7 (period 2) and outturn, with more frequent budget monitoring information being undertaken at a departmental level and reported to management and the Strategic Leadership Team. Only where circumstances necessitate it is more frequent formal reporting to Cabinet required.
- 7.3 As a result of the significant financial challenges facing the Council there has been a more frequent reporting of the in-year revenue and capital outturn forecast. Formal reporting has taken place at months 2, 5, 7, 9 and outturn.
- 7.4 The update of the Medium Term Financial Plan (MTFP) and the development of the budget proposals for 2021/22 and the medium term were challenging. Circa £10.3m of pressures were accommodated in the budget and provides a huge challenge to services to bear down on cost to mitigate these.
- 7.5 There is also further uncertainty given that the UK Government has only undertaken a one-year Comprehensive Spending Review which consequently does not enable Welsh Government to provide any additional certainty around indicative budget settlements for Welsh local authorities in future years.

8 REASONS:

- 8.1 To ensure that the gravity of the financial challenges facing the Council are understood and that reasonable actions are being taken to safeguard the ongoing financial sustainability of the Council.
- 8.2 To provide a timely update on the current financial circumstances and challenges resulting from the Covid-19 pandemic and that will in turn lead to the Council needing to plan and plot a revised course to ensure it remains financially sustainable into the future.

9 RESOURCE IMPLICATIONS:

- 9.1 The resource implications of the revenue and capital outturn are contained in this report and the attached appendices. The overall surplus on the revenue budget has enabled a

strategy of reserve replenishment which ensures a degree on financial resilience as we move into a further period of significant financial and economic uncertainty.

- 9.2 The financial challenges facing the Council and resulting from the Covid-19 pandemic will be significant over the next 4 years of the MTFP. Not just for this Council but all councils across Wales and the UK. The Council is having to incur significant costs in its response effort and this will continue as it transitions towards recovery. Furthermore and resulting from the restrictions that UK Government and Welsh Government have had to put in place to contain the spread of the virus we are suffering significant shortfalls in our income levels. Some of these will return more quickly than others as services are able to be safely turned back on and this clearly represents a funding risk in the medium term.
- 9.3 The more immediate steps during the year were to curtail non-essential expenditure. Going forward more targeted and planned cost reductions will be challenging and the Council will as always look to minimise impact on service delivery. Though this cannot be guaranteed and is expected if Welsh Government funding falls short of expectations.
- 9.4 The Council continues to work on the basis that it will be fully funded by Welsh Government. However, there is clearly a risk that this will not happen and beyond this there are significant non-Covid-19 pressures being managed. Options to mitigate these risks are limited with recourse to draw on the Council Fund, specific earmarked reserves and useable capital receipts. Replenishment of these reserves as part of the outturn is therefore critical to the ongoing financial sustainability of the Council.

10 **EQUALITY AND FUTURE GENERATIONS EVALUATION (INCLUDES SOCIAL JUSTICE, SAFEGUARDING AND CORPORATE PARENTING):**

- 10.1 This report provides Members with information on the revenue and capital outturn position of the Authority and carries no decisions. There are therefore no equality of future generations' implications directly arising from this report.
- 10.2 Any such impacts will be fully considered subsequently when Council receives the budget recovery plan and revised budget proposals.

CONSULTEES:

Senior Leadership Team
Cabinet

BACKGROUND PAPERS:

- Appendix 1** – Revenue and capital outturn report including school balances
Appendix 2 – Progress made against mandated savings
Appendix 3 – Capitalisation directive schedule 2020/21
Appendix 4 – Movement in individual school balances
Appendix 5 – Capital slippage schedule

AUTHORS:

Peter Davies, Deputy Chief Executive (Chief Officer Resources)

Jonathan Davies, Acting Assistant Head of Finance (Deputy S151 officer)

CONTACT DETAILS:

Tel: 01633 644294 / 07398 954828

E-mail: peterdavies@monmouthshire.gov.uk

Tel: 01633 644114

E-mail: jonathandavies2@monmouthshire.gov.uk

Overall Revenue Position

Table 1: Council Fund 2020/21 Outturn Summary Statement

Service Area	Original Budget 2020/21	Budget Adjustments 2020/21	Revised Annual Budget	Actual Outturn	Actual (Under) / Over Spend @ Outturn	Forecast (Under) / Over Spend @ M9	Variance from M9 to Outturn
	'000's	'000's	'000's	'000's	'000's	'000's	'000's
Social Care, Health & Safeguarding	50,685	(170)	50,515	51,327	811	1,308	(497)
Children & Young People	55,539	480	56,019	56,093	75	86	(12)
Enterprise & Monlife	24,133	(1,946)	22,187	21,688	(499)	3,829	(4,328)
Chief Executives Unit	4,745	(81)	4,664	4,524	(140)	(4)	(136)
Resources	7,746	(445)	7,301	6,454	(847)	387	(1,234)
Corporate Costs & Levies	22,743	229	22,972	20,403	(2,569)	13	(2,582)
Net Cost of Services	165,591	(1,934)	163,658	160,488	(3,170)	5,619	(8,789)
Appropriations	4,856	2,192	7,049	10,623	3,574	(264)	3,838
Expenditure to be Financed	170,447	259	170,706	171,111	405	5,355	(4,950)
Financing	(170,447)	(259)	(170,706)	(171,111)	(405)	(208)	(197)
Net General Fund (Surplus) / Deficit	0	(0)	0	0	(0)	5,147	(5,147)

Table 2: Council Fund 2020/21 Outturn Detailed Statement

Service Area	Original Budget 2020/21	Budget Adjustments 2020/21	Revised Annual Budget	Actual Outturn	Actual (Under) / Over Spend @ Outturn	Forecast (Under) / Over Spend @ M9	Variance from M9 to Outturn
	'000's	'000's	'000's	'000's	'000's	'000's	'000's
Adult Services	7,877	(55)	7,822	7,732	(90)	(62)	(28)
Children Services	14,428	(63)	14,365	15,718	1,353	1,433	(80)
Community Care	24,434	30	24,464	24,239	(225)	59	(284)
Commissioning	1,483	(65)	1,418	1,249	(169)	(106)	(63)
Partnerships	436	0	436	436	0	0	0
Public Protection	1,481	(14)	1,467	1,400	(67)	(17)	(50)
Resources & Performance	546	(3)	543	553	10	1	9
Social Care, Health & Safeguarding	50,685	(170)	50,515	51,326	811	1,308	(497)
Individual Schools Budget	47,420	(356)	47,064	46,766	(298)	(434)	136
Resources	1,234	(44)	1,190	1,176	(14)	3	(17)
Standards	6,885	880	7,765	8,151	386	518	(132)
Children & Young People	55,539	480	56,019	56,093	74	87	(13)
Business Growth and Enterprise	2,468	(260)	2,208	2,242	34	(62)	96
Facilities & Fleet Management	5,665	(1,266)	4,399	4,528	129	922	(793)
Neighbourhood Services	10,483	(259)	10,224	10,275	51	500	(449)
Planning & Housing	1,951	(130)	1,821	1,314	(507)	1,245	(1,752)
Countryside & Culture (MonLife)	1,348	(8)	1,340	1,345	5	121	(116)
Finance & Business Development (MonLife)	1,507	116	1,623	1,484	(139)	(43)	(96)
Leisure, Youth & Outdoor Adventure (MonLife)	710	(139)	571	499	(72)	1,146	(1,218)

Service Area	Original Budget 2020/21	Budget Adjustments 2020/21	Revised Annual Budget	Actual Outturn	Actual (Under) / Over Spend @ Outturn	Forecast (Under) / Over Spend @ M9	Variance from M9 to Outturn
Enterprise & Monlife	24,132	(1,946)	22,186	21,687	(499)	3,829	(4,328)
Legal & Land Charges	839	(6)	833	724	(109)	(27)	(82)
Governance, Democracy & Support	3,906	(75)	3,831	3,799	(32)	23	(55)
Chief Executives Unit	4,745	(81)	4,664	4,523	(141)	(4)	(137)
Finance	2,597	(80)	2,517	1,762	(755)	39	(794)
Information, Communication Technology	2,803	57	2,860	2,784	(76)	(431)	355
People	1,725	94	1,819	1,766	(53)	(112)	59
Future Monmouthshire	(46)	(25)	(71)	12	83	83	0
Commercial & Corporate Landlord	667	(492)	175	131	(44)	808	(852)
Resources	7,746	(446)	7,300	6,455	(845)	387	(1,232)
Precepts & Levies	20,379	1	20,380	20,382	2	2	0
Coroner's	117	0	117	152	35	35	0
Archives	182	0	182	182	0	0	0
Corporate Management	293	0	293	(26)	(319)	(231)	(88)
Non Distributed Costs (NDC)	492	0	492	684	192	215	(23)
Strategic Initiatives	(167)	228	61	(2,375)	(2,436)	(61)	(2,375)
Insurance	1,447	0	1,447	1,404	(43)	52	(95)
Corporate Costs & Levies	22,743	229	22,972	20,403	(2,569)	12	(2,581)
Net Cost of Services	165,590	(1,934)	163,656	160,487	(3,169)	5,619	(8,788)
Fixed Asset Disposal Costs	20	45	65	68	3	6	(3)
Interest & Investment Income	(252)	0	(252)	(206)	46	162	(116)
Interest Payable & Similar Charges	4,020	27	4,047	3,709	(338)	(331)	(7)

Service Area	Original Budget 2020/21	Budget Adjustments 2020/21	Revised Annual Budget	Actual Outturn	Actual (Under) / Over Spend @ Outturn	Forecast (Under) / Over Spend @ M9	Variance from M9 to Outturn
Charges Required under Regulation	6,251	(108)	6,143	6,075	(68)	(81)	13
Other Investment Income	(1,153)	1,153	0	(25)	(25)	(14)	(11)
Borrowing Cost Recoupment	(3,425)	50	(3,375)	(3,538)	(163)	(6)	(157)
Contributions to Reserves	143	688	831	4,950	4,119	0	4,119
Contributions from reserves	(747)	86	(661)	(661)	0	0	0
Capital expenditure financed from revenue	0	252	252	252	0	0	0
Appropriations	4,857	2,193	7,050	10,624	3,574	(264)	3,838
Expenditure to be Financed	170,447	259	170,706	171,111	405	5,355	(4,950)
General Government Grants	(64,824)	(2,899)	(67,723)	(67,723)	0	0	0
Non Domestic Rates	(32,936)	2,899	(30,037)	(30,037)	0	0	0
Council tax	(79,572)	(259)	(79,831)	(80,238)	(407)	(367)	(40)
Council Tax Benefit Support	6,885	0	6,885	6,887	2	159	(157)
Financing	(170,447)	(259)	(170,706)	(171,111)	(405)	(208)	(197)
Net General Fund (Surplus) / Deficit	0	0	0	0	0	5,147	(5,147)

DIRECTORATE – DIVISION VARIANCE COMMENTS

SOCIAL CARE, HEALTH & SAFEGUARDING	Month 2	Month 5	Month 7	Month 9	Outturn
Deficit / (Surplus) £'000s	1,630	1,448	1,707	1,308	811

SOCIAL CARE, HEALTH & SAFEGUARDING DIRECTOR'S COMMENTARY:

The directorate outturn for 2020/21 was an overspend of £811K, a £497K decrease since month 9, as a result of late Discharge to Reassess funding from Health of £553K. Of the over spend, £346K is as a result of the pressure from the additional 1.75% unfunded staff pay award and £242K unachievable 2% staff efficiency saving. The directorate budget was also assisted by the Social Care Workforce and Sustainability Grant from Welsh Government of £984K.

The Adult Services division finished the financial year with an underspend of £474K, an increase in underspend since M9 of £365K, largely due to funding received from Health via the Discharge to Reassess scheme. This area of the directorate has also benefitted in year from the Social Care Workforce and Sustainability (SCWS) grant of circa £1M and Intermediate Care Funding (ICF), with ICF having a planned termination date of 31st March 2022.

Children's Services has a predicted overspend of £1.353M, a £81K reduction since the reported M9 forecast. This element of the directorate received a significant injection as part of the 2020/21 budget allocation, however, this was based on CLA numbers at that time being 197. Since the budget for 2020/21 was set, the service had a further influx of children to 219 at the end of 2019/20, and at the close of the financial year CLA numbers stood at 213.

Public Protection continues to strive to remain within its budget, turning out an underspend of £67K, an increase in underspend since M9 of £50K, due to some reduced activity as a result of COVID 19.

ADULT SERVICES

Outturn Forecast	Month 2	Month 5	Month 7	Month 9	Outturn
Deficit / (Surplus) £'000s	24	156	180	(62)	(90)

Net effect of additional pay award, not achieving the 2% staff efficiency saving and additional spend in the care at home service, less reduced premise expenditure with day service closures as a result of COVID 19 plus Winter Pressures funding from Health.

CHILDREN SERVICES

Outturn Forecast	Month 2	Month 5	Month 7	Month 9	Outturn
Deficit / (Surplus) £'000s	1,575	1,459	1,460	1,433	1,353

£1M overspend in providing care and placements for our Looked After Children which closed at 213 at year end, £260K overspend in legal costs and the remaining overspend as a result of continued use of agency staffing which currently stands at 9 being employed plus the increased staff pay award.

COMMUNITY CARE

Outturn Forecast	Month 2	Month 5	Month 7	Month 9	Outturn
Deficit / (Surplus) £'000s	(63)	(209)	(4)	60	(225)

This division is being held up by a circa £1M SCWS grant plus Winter Pressures funding from Health.

COMMISSIONING					
Outturn Forecast	Month 2	Month 5	Month 7	Month 9	Outturn
Deficit / (Surplus) £'s	(118)	(63)	(103)	(106)	(169)
Ongoing vacant Commissioning Officer post and realignment of Service Level Agreements, netting the costs of increased staff pay award.					
PARTNERSHIPS					
Outturn Forecast	Month 2	Month 5	Month 7	Month 9	Outturn
Deficit / (Surplus) £'000s	0	0	0	0	0
No variances					
PUBLIC PROTECTION					
Outturn Forecast	Month 2	Month 5	Month 7	Month 9	Outturn
Deficit / (Surplus) £'s	211	109	177	(17)	(67)
Underspend is as a result of reduced activity, mainly within commercial and environmental health, as a result of COVID 19.					
RESOURCES & PERFORMANCE					
Outturn Forecast	Month 2	Month 5	Month 7	Month 9	Outturn
Deficit / (Surplus) £'000s	1	(5)	(4)	0	10
As a result of the increased staff pay award.					

CHILDREN & YOUNG PEOPLE	Month 2	Month 5	Month 7	Month 9	Outturn
Deficit / (Surplus) £'000s	84	19	125	87	75
CHILDREN & YOUNG PEOPLE DIRECTOR'S COMMENTARY:					
The Directorate's Outturn position is an over spend of £75k, which can be attributed to ALN. However, this has been partially offset by the surplus balance following the closure of Mounton House, which has been transferred to the central CYP budgets to support the wider education budgets.					
INDIVIDUAL SCHOOLS BUDGET					
Outturn Forecast	Month 2	Month 5	Month 7	Month 9	Outturn
Deficit / (Surplus) £'000s	0	(264)	(316)	(434)	(298)
The decrease in underspend of £136k since month 9 is due to an increase in Monmouth Comp Rates for 2020-21 and a provision for possible discrepancies regarding back pay for a school.					
RESOURCES					
Outturn Forecast	Month 2	Month 5	Month 7	Month 9	Outturn
Deficit / (Surplus) £'000s	37	22	14	3	(14)
The underspend is due to vacancy savings					

STANDARDS					
Outturn Forecast	Month 2	Month 5	Month 7	Month 9	Outturn
Deficit / (Surplus) £'000s	47	261	426	518	386
<ul style="list-style-type: none"> Recoupment increased by (income received from other LA's) (£151,000) Independent placement costs overspent by £127,000 Other LA placement costs overspent by £186,000 Additional support for pupils attending our schools overspent by £493,000 Underspend on early years (rising 3's) due to school closure (£150,000) Overspend on breakfast clubs £45,000 Underspend on ALN Transport due to school closure (£109,000) <p>Within the overspend of £493,000 relating to the additional support for pupils attending our own schools, £200,000 relates to additional funding for the additional learning needs units in Overmonnow (£100k) and Monmouth Comprehensive (£100k). Both these units are able to accommodate more MCC pupils, resulting in less pupils needing to be educated either in independent or other LA schools. While this has resulted in an over spend, the fees paid for the other schools would have resulted in the over spend being higher.</p> <p>Included in the independent placement costs is £107,000 relating to the three remaining pupils at Mounton House, this cost has been transferred from Mounton House to support this.</p> <p>Breakfast clubs have seen a reduction in numbers since re-opening following the Summer and Spring Term lockdowns, which has led to a reduction in income.</p>					

ENTERPRISE	Month 2	Month 5	Month 7	Month 9	Outturn
Deficit / (Surplus) £'000s	5,950	5,113	4,617	3,829	(499)

ENTERPRISE DIRECTOR'S COMMENTARY:

The Enterprise and MonLife Directorate is forecasting an outturn position of £499k surplus at year end. This is an improved position since Month 9 and the details of these changes are provided within the next sections of this report.

The impact of COVID-19 has been significant across all of the services with both a loss of income and additional costs incurred to operate critical front line services during the pandemic. In addition to the direct impacts of the pandemic service areas identified pressures where budget savings have not been implemented or ongoing pressures continued to affect services.

Across all Services, all eligible additional costs and income losses have been claimed against any Welsh Government funding that has been made available. In addition, service areas have been successful in securing grant funding which has enabled us to passport core costs to grant funding activity. Since month 9 a number of service areas have been able to report a significantly improved position as WG has confirmed that costs or income losses can be covered by the support grants available due to COVID.

BUSINESS GROWTH & ENTERPRISE

Outturn Forecast	Month 2	Month 5	Month 7	Month 9	Outturn
-------------------------	----------------	----------------	----------------	----------------	----------------

Deficit / (Surplus) £'000s	46	29	(50)	(62)	34
----------------------------	----	----	------	------	----

Business Growth & Enterprise has underspent by £34k, this can be split down to the following :-

- Abergavenny Borough Theatre – Break-even.
- RDP & Youth Enterprise - £3k underspent due to offsetting core staff costs with grant funding.
- Communications - £10k underspent due to improved income.
- Community & Pship Development - £44k underspent, mainly due to staff savings as we have been able to passport core costs to grant funding.
- Enterprise Mgt & Strategic Projects - £90k overspent mainly due to unfunded pay award and over-accrual of public transport subsidy grant.

FACILITIES & FLEET MANAGEMENT

Outturn Forecast	Month 2	Month 5	Month 7	Month 9	Outturn
Deficit / (Surplus) £'000s	1,339	1,097	1,222	923	129

Facilities & Fleet Management has overspent by £129k.

- **Catering** - £103k underspent. The service was adversely affected by the pandemic but WG Covid income support has enabled the unit to recover lost meal income based on 19-20 performance, as a result 20-21 outturn has mirrored the 19-20 outturn producing an underspend against budget.
- **Building Cleaning** - £36k underspent. This is mainly due to an increase in internal income as the unit has picked up a number of contracts that have been brought back in-house.
- **Passenger Transport** - £24k overspend, due in the main :-

Private Hire & Service 65 - £5k overspent due to vehicle maintenance costs, receipt of Covid income support to cover lost hire income has improved the outturn from M9.

School Transport Operations - £96k overspent – due to a combination of historic staff pressure c/fwd from 19-20 and additional hours required to cover new Covid transport arrangements and additional staffing required to cover recent contract hand backs. The reduction from M9 relates to a number of factors; overtime payments were not as high as anticipated, agency staff were not required, furlough income included for February and March all of this is due to schools not going back until later than predicted.

Commissioning - £87k underspent due to staff vacancies, and a reduction in contract costs due to the school closures.

- **Fleet Maintenance** - £248k overspent, due to:-
 - Vehicle maintenance costs have increased over and above available budget, an element of this could be attributed to the requirement for additional vehicles due to Covid requirements.
 - Increased maintenance of our depots in Raglan and Caldicot.
 - A reduction in members of the Green Car scheme has hit savings (£6k).

The £793k positive swing from Month 9 can be mainly attributed to WG income support payments driving down service overspends in Passenger Transport and Catering.

NEIGHBOURHOOD SERVICES

Outturn Forecast	Month 2	Month 5	Month 7	Month 9	Outturn
------------------	---------	---------	---------	---------	---------

Deficit / (Surplus) £'000s	1,456	1,153	783	500	51
-----------------------------------	-------	-------	-----	-----	----

Neighbourhood services has overspent by £51k.

- **Highways & Street Lighting** - £63k underspent. Street Lighting has underspent by £103k, LED lamp replacement has generated savings from reduced output, in addition KWH rates were lower than budgeted, this has resulted in an underspend against our electricity budget. This has been offset by a net £40k overspend in Highways Operations as plant purchases that were to be reserve funded are to remain within the service.
- **Waste & Street Scene** - £114k overspent – This can be broken down into 2 main areas:-
 - Waste Services - £57k overspent – Main issues :-
 - Impact of Covid – Even though all the additional expenditure and the loss of external income has been covered off by the WG support grant covid still has impacted on the service in 20-21, this is because most of the planned interventions to help improve the budget deficit were stopped or delayed due to the pandemic.
 - Non-Covid related pressures – the volatility in the global recycling market continues to impact negatively on treatment and disposal costs for recycling and waste materials. In addition the abeyance of Usk CA site closure delayed service savings (£30k), there was also pressure caused by no budget increase for contracts and fuel inflation and the delayed roll out of polyprop bags. We have been fortunate that many of these pressures have been offset by the receipt of a number of WG Circular Economy grants and it has allowed us to passport core costs such as officer time against grant reducing service spend, this is the main reason for the improvement from Month 9.
 - Grounds Maintenance – £57k overspent – mainly due to additional expenditure incurred in meeting contractual obligations later in the year as a result of Grounds supporting waste collections during April and May.

PLANNING, HOUSING and Highways Dev & Flooding

Outturn Forecast	Month 2	Month 5	Month 7	Month 9	Outturn
Deficit / (Surplus) £'000s	1,011	1,067	993	1,245	(507)

Planning, Housing and Highways Dev & Flooding has underspent by £507k.

- **Planning & Building Control** - £102k underspent – this is due to a staff vacancy and savings against professional fees. The income shortfall has been covered off by the WG Covid support grant and is the reason for the improvement in outturn from Month 9.
- **Planning Policy** - £137k underspent - this is due to savings in professional and specialist fees costs due to delays in the LDP.
- **Housing** - £165k underspent - The majority of the underspend is found in our Shared Housing and Private Leasing schemes where net rental received from tenants has exceeded budgeted expectations, the final position on rent accounts cannot be calculated until financial year end so the extent of underspend was not known during the year and is the reason for the positive swing between reporting periods. In addition we have also been able to fund some staffing from grant funding. The increased expenditure relating to Welsh Government Covid related requirements to support homeless households and implement new Welsh Government homeless policy, has been funded by the WG Covid support grant so has not affected outturn position.
- **Car Parking, Highways Development & Flooding** - £103k underspent. Main areas:-

- Car Parks - £108k overspent – this is due to increased costs in car park rates, transport and supplies and services. All of the income shortfall reported at M9 has been covered off by the WG support grant and is the reason for the improvement between reporting periods.
- Highways Development & flooding - £211k underspent – mainly as a result of staff vacancies across the department where the decision was made to freeze vacant posts to help with recovery of car park overspend.

There has been a very large positive swing between outturn and Month 9, this is mainly due to the receipt of WG income support grant in Housing, Car Parks and Planning that has reduced service overspends.

(MONLIFE) Countryside & Culture

Outturn Forecast	Month 2	Month 5	Month 7	Month 9	Outturn
Deficit / (Surplus) £'000s	42	40	81	121	5

Countryside & Culture - £5k overspent- The service has been heavily impacted by Covid and flooding in 20-21. All income lost due to event cancellation has been covered by the WG Covid support grant, the small overspend relates to additional costs as a result of the flooding that could not be covered by grant.

(MONLIFE) Finance & Business Development

Outturn Forecast	Month 2	Month 5	Month 7	Month 9	Outturn
Deficit / (Surplus) £'000s	(118)	(150)	(106)	(43)	(139)

Finance & Business development- £139k underspent – Mainly due to staff savings from vacant posts throughout the service. All income losses have been covered by WG support grant and is the reason for the positive swing from Month 9.

(MONLIFE) Leisure, Youth & Outdoor Adventure

Outturn Forecast	Month 2	Month 5	Month 7	Month 9	Outturn
Deficit / (Surplus) £'000s	2,173	1,877	1,694	1,146	(72)

Leisure, Youth & Outdoor Adventure - £72k underspent.

The closure of our Leisure centres and Outdoor Adventure sites due to Covid has had an adverse impact on income generation in 20-21. Without the WG income support grant we would have been reporting a sizable overspend but the grant has allowed us to cover off any shortfall so our revenue outturn position is not affected. The £72k underspend is mainly due to staff vacancies across the department.

CHIEF EXECUTIVES UNIT	Month 2	Month 5	Month 7	Month 9	Outturn
Deficit / (Surplus) £'000s	187	144	63	(4)	(140)
LEGAL & LAND CHARGES					
Outturn Forecast	Month 2	Month 5	Month 7	Month 9	Outturn

Deficit / (Surplus) £'000s	78	92	40	(27)	(109)
-----------------------------------	----	----	----	-------------	--------------

Legal - £93k underspend - this is mainly as a result of staff savings due to the employment lawyer post not being filled in 20-21 and a reduction in supplies and services.

Land charges – £16k underspend – this is mainly due to the small ‘boom’ in the house market as CV restrictions eased resulting in a considerable improvement in search income over the last 2 quarters, augmented by WG covid support that covered the initial period of the housing market being shut down.

The £82k improvement from M9 is due to the extent of staff and supplies savings in legal not being fully known at M9 and the pick up in search income in the last quarter in land charges.

GOVERNANCE, DEMOCRACY & SUPPORT

Outturn Forecast	Month 2	Month 5	Month 7	Month 9	Outturn
Deficit / (Surplus) £'000s	109	52	23	23	(32)

The **Community Hubs** sections is forecasting to overspend by £8k - this is due to over spends in Usk Post Office as this budget area is not being completely funded and therefore running at a loss and insufficient budget for Gilwern Library. This is offset in part by savings across some of the other hubs due to a decrease in spend on supplies and services.

The **Contact Centre** is reporting a £15k overspend, this is due to a proposed budget saving that can no longer be delivered and is now reflected as a pressure in the 21-22 budget model.

The **Corporate Section** is forecasting to overspend by £11k, this is due to an overspend relating to supplies and services and a copyright licencing fee.

The **Democratic Services Section** is forecasting to underspend by £86,000, this is due to savings in Elections where we have had savings from not having to undertake the annual canvass, grant windfalls relating to voting for 16/17 year olds and underspends in supplies and services mainly due to Members working from home. The extent of grant windfalls were not known at M9 and is the main reason for the improvement.

Policy and Partnerships is forecasting to overspend by £25k, this is mainly due to an increase in Welsh Language Translation costs.

RESOURCES	Month 2	Month 5	Month 7	Month 9	Outturn
Deficit / (Surplus) £'000s	782	694	192	387	(867)

RESOURCES DIRECTOR'S COMMENTARY:

Whilst the COVID-19 pandemic has adversely impacted front line services the directorate has equally suffered significantly but in different ways. The outturn position has moved significantly and positively from that reported at month 9. This is principally as a consequence of the shortfalls in income as a consequence of the COVID-19 pandemic being fully covered from Welsh Government's COVID Hardship Fund. A significant pressure resulting from B&B claims for homeless people, and which didn't attract full subsidy from DWP, has also been funded by Welsh Government's COVID-19 Hardship Fund.

The outturn position has also benefitted from vacancy savings and notably where senior finance posts and property posts are not being filled. This is not a sustainable position and will not be a permanent

feature and is currently being addressed.

FINANCE

Outturn Forecast	Month 2	Month 5	Month 7	Month 9	Outturn
Deficit / (Surplus) £'000s	137	189	173	39	(755)

Finance - £237k underspent – This is due to staff savings from senior finance staff vacancies.

Audit - £52k underspent due to staff savings as we have funded collaboration costs through capital as part of capitalisation directive (£36k) and savings due to maternity leave (£14.5k).

Revenues - £374k underspend. This can be attributed to :-

- **Benefits** - £63k overspent. This reflects the net position against the Housing Benefit budget once all subsidies and grants have been taken into account. Certain projects, especially for drug and alcohol support, are not eligible for full subsidy and fall to the council to finance any shortfall.
- **Council Tax** - £59k overspend. This is mainly due to an over spend against salary costs as budget has been moved as part of the Resources restructure, this has been offset by underspends in finance above.

- **Charity Relief** - £477k underspend. This is due to 2 main reasons 1) We haven't used any funding set aside in 20-21 for Business Rate support (this is separate to the covid support grants) 2) We also received £347,000 funding from Welsh Government for the administration of the Business Support Grant process. The income is to cover additional staff and admin costs incurred but these are held within the relevant services department.

- **Debtors** - £19k underspend – this is due to a staff vacancy saving, due to the financial impact of covid19 the decision was made not to fill this post until April 2021.

Systems & Cashiers - £95k underspend – main reasons relate to software and system development savings and security carrier costs as activity is down due to Covid shutdown.

There is a large positive swing from month 9 of £796k – this is due to the receipt of Covid support payments driving down the over spend in housing benefits. In addition the extent of funding available from the Business Support grant was not known at M9.

INFORMATION, COMMUNICATION & TECHNOLOGY

Outturn Forecast	Month 2	Month 5	Month 7	Month 9	Outturn
Deficit / (Surplus) £'000s	40	(128)	(431)	(431)	(76)

The ICT section has underspent by £76k. This is due to savings within SRS that meant our annual cost was £55k below budgeted contribution and underspends in the Digital Programme Team of £17k.

The £355k negative swing from Month 9 is due to 1) we had anticipated moving staff costs from the DPO to capital as part of the capitalisation directive, due to the overall positive position of the authority this adjustment was not undertaken. 2) we had reported at M9 that we would be drawing back from SRS some MCC specific reserves – this has now not happened as we are anticipating these reserves will be needed in 21-22 to finance specific projects.

PEOPLE

Outturn Forecast	Month 2	Month 5	Month 7	Month 9	Outturn
Deficit / (Surplus) £'000s	(2)	6	(68)	(112)	(53)

- **People Services** - £32k overspend - this is due to system development costs of the new payroll system offset by staff savings as a result of posts only been filled part way through the year. It was reported at M9 that the system development costs would be moved to capital but it has been decided to leave these within the service and is the reason for the reduction in underspend between the reporting periods.

- **Organisational Development** - £63k underspend, this is mainly due to staff savings as we have transferred staff costs involved with service transformation to capital as part of the capitalisation directive.

- **Customer Relations** - £23k underspend due to a reduction in professional fees and staff secondment savings.

FUTURE MONMOUTHSHIRE

Outturn Forecast	Month 2	Month 5	Month 7	Month 9	Outturn
Deficit / (Surplus) £'000s	112	112	82	82	83

Future Monmouthshire - £83k overspend. £112k of Corporate Agency and travel savings have been built into the budget for 20-21 – currently these are deemed unachievable or are being achieved within directorate budgets and are thus contained in their respective forecasts. This has been offset by staff savings of £30k as we are covering secondment costs of a member of staff from WG.

COMMERCIAL & CORPORATE LANDLORD

Outturn Forecast	Month 2	Month 5	Month 7	Month 9	Outturn
Deficit / (Surplus) £'000s	495	515	437	808	(44)

Commercial & Corporate Landlord is forecasting a £44k underspend:-

- **Investment Properties** has underspent by £200k, this can be split into 3 areas:-

- **Investment Assets other** - £200k overspent, our MTFP for 20-21 included a £200k saving to reflect additional income from the purchase of more investment properties. No additional purchases were made in 20-21 (due to Covid) so the saving could not be achieved.
- **Newport Leisure Park** – On Budget. The pandemic has affected the leisure and retail sector greatly in 20-21, this has impacted on rental receipts at our Newport site as most of the units have been closed for the majority of the year. Officers have worked with tenants to recover owed rent where applicable, any rental shortfall due to lockdown restrictions has been fully funded by the WG Covid 19 Hardship fund, and this additional support has enabled us to report a break-even budget for 20-21.
- **Castlegate** – On Budget. Castlegate has seen in year savings of £165k relating to windfall loan repayments and reductions in consultant and insurance costs – this saving has been moved to reserves, this reserve is set up to provide a sinking fund to support the investment and protect MCC position against any negative impacts as set out in the investment plan. This movement to reserves brings the budget back to a break-even position.

- **Estates** - £22k underspent – this is mainly due to a shortfall in income of £100k as the creation of a development company has been delayed, offset by staff savings (£120k) as a result of vacant posts not being filled during the year.

- **Solar Farm & Sustainability**- £97k underspent – despite a drop in ROC unit prices due to a drop off in demand because of lockdown our renewables are still returning a surplus and we have generated enough income to exceed budget, in addition we have seen a small underspend in rates, maintenance and professional fees.

• A combined net underspend in **County Farms, Cemeteries, Markets & Industrial units** of £27k – this is mainly due to staff savings in Markets being offset by a reduction in rental income in County Farms due to the change in farm portfolio.

• **Property Services & Facilities Mgt** has underspent by £109k, made up as follows:-

- Property & Office Services underspent by £28k, this is mainly due to staff savings as vacant posts were not filled during the year, this has been offset by a reduction in capital income as we were unable to charge fees on projects delayed due to Covid.
- Corporate Building Maintenance has underspent by £52k, we were able to move elements of school maintenance costs to a WG grant – this has created an under spend that was not known at M9.
- Property Accommodation has underspent by £70k due to savings in maintenance and utilities costs as offices have been closed or in limited operation due to Covid19.
- Telephony underspent by £15k as contracted call charges came in below budget.

There has been a large positive swing of £852k from what was reported at Month 9, this can mainly be attributed to the receipt of WG Covid support grant driving down overspends in Investments and Estates.

CORPORATE COSTS & LEVIES	Month 2	Month 5	Month 7	Month 9	Outturn
Deficit / (Surplus) £'000s	1,480	66	43	12	(2,569)
PRECEPTS & LEVIES					
Outturn Forecast	Month 2	Month 5	Month 7	Month 9	Outturn
Deficit / (Surplus) £'000s	2	2	2	2	2
Small overspend on National parks levy of £2k due to notification of levy late in the budget process.					
CORONERS SERVICES					
Outturn Forecast	Month 2	Month 5	Month 7	Month 9	Outturn
Deficit / (Surplus) £'000s	23	23	23	35	35
An increase in workload and staffing requirements along with DDA compliance works will lead to a forecast £35k overspend against budget.					
CORPORATE MANAGEMENT					
Outturn Forecast	Month 2	Month 5	Month 7	Month 9	Outturn
Deficit / (Surplus) £'000s	0	(114)	(191)	(231)	(319)
Primarily due to the forecast receipt receivable on the final dissolution of Capita Gwent Consultancy (£109k), rate refunds on Authority owned premises which were not known about until mid-way through the year (£120k), and additional unbudgeted dividend from the Greater Gwent Crematorium (£73k)					
NON DISTRIBUTED COSTS					
Outturn Forecast	Month 2	Month 5	Month 7	Month 9	Outturn
Deficit / (Surplus) £'000s	108	108	215	215	192

Additional pension strain costs relating to redundancies. Strain costs relate to staff who retire before their normal pension age and where the employer is required to top up the pension fund to cover the shortfall in contributions. The majority of these costs would not have been known about at budget setting stage due to the uncertainty over the timing, value and individual pension implications of redundancies.

STRATEGIC INITIATIVES

Outturn Forecast	Month 2	Month 5	Month 7	Month 9	Outturn
Deficit / (Surplus) £'000s	1,300	0	(61)	(61)	(2,436)

The budgets held for incremental pay pressure (£420k pressure) and cross directorate efficiency savings (£359k saving) are to remain centrally and not be distributed to service budgets.

Alongside this and notified since month 9, receipt of significant specific Covid-19 grants from Welsh Government totalling £2.38m that have been taken corporately and to assist in future financial resilience.

INSURANCE

Outturn Forecast	Month 2	Month 5	Month 7	Month 9	Outturn
Deficit / (Surplus) £'000s	47	46	56	53	(43)

A slight over spend against the premium budget of £27k based on the results of the Insurance renewal and the increase in costs for the period Oct 2020 to April 2021 due to the worsening of claims experience. The flooding events led to a significant property claim at Monmouth LC and Covid19 has led to significant travel claims relating to cancelled school trips.

This is more than offset by savings in self-insured costs and professional fees based on claims activity during the year of £70k.

APPROPRIATIONS	Month 2	Month 5	Month 7	Month 9	Outturn
Deficit / (Surplus) £'000s	(77)	(83)	(163)	(263)	3,574

FIXED ASSET DISPOSAL COSTS

Outturn Forecast	Month 2	Month 5	Month 7	Month 9	Outturn
Deficit / (Surplus) £'000s	0	25	6	6	3

Costs forecast over and above the current budget due to unforeseen surveys and studies relating to disposal sites.

INTEREST & INVESTMENT INCOME

Outturn Forecast	Month 2	Month 5	Month 7	Month 9	Outturn
Deficit / (Surplus) £'000s	163	181	162	162	46

The forecast rate of return achievable following the Covid1-9 pandemic has reduced significantly from budgeted levels as the UK Government refines its economic response. To a lesser extent this has also impacted forecast returns on Property and combined funds which are propping up the current returns. The improvement since month 9 reflects the finalisation of returns in year on these combined funds which are often hard to estimate during the year given fluctuations in market adjustments.

Government deposits have largely returned 0% and have at times given a negative rate of return on deposits, especially when taking into account transaction fees.

INTEREST PAYABLE & SIMILAR CHARGES

Outturn Forecast	Month 2	Month 5	Month 7	Month 9	Outturn
Deficit / (Surplus) £'000s	(126)	(164)	(230)	(330)	(338)

In October 2019 the PWLB took the unprecedented step of increasing its borrowing margin across the board by 1% in reaction to increased levels of borrowing by Local Authorities to fund commercial investments. This resulted in PWLB borrowing being uneconomic when compared to short term borrowing sourced from other public bodies and consequently the Authority's approach has been modified resulting in lower borrowing costs in the short term. PWLB has since reversed this decision but longer term rates continue to remain unattractive in the near term until capital spending plans are firmed up. Rates remain low on inter local authority borrowing further reducing costs.

CHARGES REQUIRED UNDER REGULATION

Outturn Forecast	Month 2	Month 5	Month 7	Month 9	Outturn
Deficit / (Surplus) £'000s	(113)	(113)	(82)	(82)	(68)

A high level of slippage in the capital programme has resulted in some assets not being operational by 31/03/2020 and consequently the MRP charge for those assets being deferred by at least one year.

OTHER INVESTMENT INCOME

Outturn Forecast	Month 2	Month 5	Month 7	Month 9	Outturn
Deficit / (Surplus) £'000s	(1)	(12)	(14)	(14)	(25)

Unexpected recoupment following the final winding up of Heritable bank which had previously defaulted, alongside small wayleaves and easement receipts.

TRANSFERS TO/FROM EARMARKED RESERVES

Outturn Forecast	Month 2	Month 5	Month 7	Month 9	Outturn
Deficit / (Surplus) £'000s	0	0	0	0	4,119

As outlined in the covering report

BORROWING COST RECOUPMENT

Outturn Forecast	Month 2	Month 5	Month 7	Month 9	Outturn
Deficit / (Surplus) £'000s	0	0	(5)	(6)	(163)

The variance reflects the late addition of recoupment of unbudgeted borrowing costs in relation to energy efficient street lighting capital schemes. The scheme arrangements were clarified well into the financial year and as a result the borrowing cost recoupment was not forecast during the year.

FINANCING	Month 2	Month 5	Month 7	Month 9	Outturn
Deficit / (Surplus) £'000s	336	20	(156)	(209)	(405)

COUNCIL TAX BENEFIT SUPPORT

Outturn Forecast	Month 2	Month 5	Month 7	Month 9	Outturn
Deficit / (Surplus) £'000s	336	324	229	159	2

This budget has been under particular pressure, as a direct result of Covid 19. Since the beginning of the year caseload has increased rising from 5,721 at the start of April 2020 to 6,168 by the end of March 2021. This increase in cases resulted in a £350,000 overspend by year end. However the Welsh Government released specific funding to Local Authorities to help manage this pressure. Monmouthshire received £348,000 such funding, resulting in a small over spend at year end.

COUNCIL TAX

Outturn Forecast	Month 2	Month 5	Month 7	Month 9	Outturn
Deficit / (Surplus) £'000s	0	(305)	(385)	(368)	(407)

A council tax surplus has been anticipated throughout the year. Whilst the in year collection rate is down by 1.1% compared to the same time last year, the council tax base remained healthy. By the end of the year an additional 400 properties had been added to the tax base resulting in the surplus reported above.

2. SCHOOL BALANCES

- 2.1. A Board of Governors who are responsible for managing the school's finances directly governs each of the Authority's Schools. However, the Authority also holds a key responsibility for monitoring the overall financial performance of schools. Below is a table showing the outturn forecast Schools' balances position based on month 9 projections for each Educational Cluster.
- 2.2. The monitoring earlier in the year at month 2 included a surplus balance of £206,518 for Mounton House. As the school has now closed this balance has been transferred into central education budgets, of which, £107,000 has been used to support the placement costs for the 3 remaining MCC pupils and the remaining £100,000 has been used to offset the overspend in CYP.

Council Fund Outturn 2020/21 – School Balances Summary outturn position	Reserves (Surplus) / Deficit 01/04/2020	Movement from / (to) School Balances	Reserves (Surplus) / Deficit 31/03/2021	Number Schools in deficit 01/04/2020 Primary/ Secondary	Number Schools in deficit 01/04/2020 Primary/ Secondary
	£000's	£'000	£'000		
Cluster					
Abergavenny	(118)	(1,040)	(1,158)	2 1	0 0
Caldicot	160	(1,250)	(1,091)	4 1	0 0
Chepstow	24	(373)	(349)	2 1	0 1
Monmouth	518	(1,313)	(794)	4 1	1 0
Special	(149)	123	(26)	1 0	0 0
Total	435	(3,853)	(3,418)	13 4	1 1

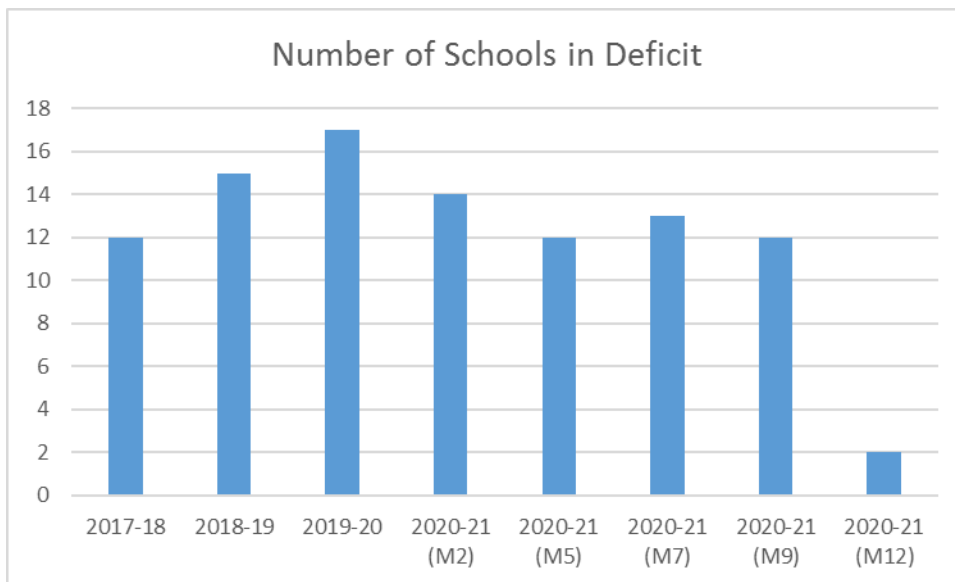
- 2.3. In terms of the overall movement in school balances, 2020/21 has been an unprecedented year. Schools have received several specific Welsh Government grants totalling £1.77m to further support them and their pupils and these have predominately displaced core budgets in 2020/21 or been committed for use in 2021/22 in line with the grant terms. Furthermore, due largely to the sustained periods of enforced closure during the financial year spending on budgets areas such as staff cover, premises, supplies & services and examination fees, were significantly curtailed and produced savings totalling £2.08m.
- 2.4. These factors mean that the overall level of the school reserves has increased by £3.85m as at the 31st March 2021, taking schools collectively out of a net deficit of £435k to an overall surplus of £3.42m. As a result of this 15 of the 17 schools entering the year in deficit have returned to a surplus balance.
- 2.5. The two main grants received from Welsh Government relate to a Schools Revenue Maintenance Grant and Recruit, Recover and Raise Standards. Schools carrying significant surplus balances that are above levels guided by Welsh Government (£50k for a Primary, £100k for a Secondary) will be asked to provide investment plans setting out how they intend to spend the significant surplus balances being held. It is also clear that the inherent structural budget deficits that have led to a situation of 17 schools being in deficit at the start of the year remain and require resolution irrespective of additional funding received.
- 2.6. In particular and in specific relation to Chepstow Comprehensive, when the windfall Welsh Government grants are disregarded, it masks a significant in-year budget deficit that has been brought about significantly due to the curtailing of any staff redundancies during the pandemic and

that were pivotal to their recovery plans. This leaves the school in a comparably weaker position than they would have been in if they had executed their recovery plans as intended, and where they do not now have the level of surplus balances that the other three comprehensive schools now have to strategically invest over the medium term.

2.7. The movement of individual schools forecast to be in deficit during the year and the final position is shown below:

Start of year	Month 2	Month 5	Month 7	Month 9	End of year
Total: 17	Total: 14	Total: 12	Total: 13	Total: 12	Total: 2
Caldicot Comprehensive	Caldicot Comprehensive	Caldicot Comprehensive	Caldicot Comprehensive	Caldicot Comprehensive	
Chepstow Comprehensive	Chepstow Comprehensive	Chepstow Comprehensive	Chepstow Comprehensive	Chepstow Comprehensive	Chepstow Comprehensive
King Henry VIII Comprehensive	King Henry VIII Comprehensive	**			
Monmouth Comprehensive	Monmouth Comprehensive	Monmouth Comprehensive	Monmouth Comprehensive	Monmouth Comprehensive	
Llandogo Primary	Llandogo Primary	Llandogo Primary	Llandogo Primary	Llandogo Primary	Llandogo Primary
Llantilio Pertholey CIW Primary					
Magor CIW Primary					
Osbaston CiW Primary	Osbaston CiW Primary	Osbaston CiW Primary	Osbaston CiW Primary	Osbaston CiW Primary	
Overmonnow Primary			Overmonnow Primary	Overmonnow Primary	
Pupil Referral Service	Pupil Referral Service	Pupil Referral Service	Pupil Referral Service	Pupil Referral Service	
Raglan CiW Primary	Raglan CiW Primary				
Rogiet Primary					
St Mary's RC Primary	St Mary's RC Primary	St Mary's RC Primary	St Mary's RC Primary	St Mary's RC Primary	
	The Dell Primary School	The Dell Primary School	The Dell Primary School	The Dell Primary School	
Thornwell Primary	Thornwell Primary	Thornwell Primary	Thornwell Primary		
Undy Primary	Undy Primary	Undy Primary	Undy Primary	Undy Primary	
Ysgol Gymraeg Y Fenni	Ysgol Gymraeg Y Fenni	Ysgol Gymraeg Y Fenni	Ysgol Gymraeg Y Fenni	Ysgol Gymraeg Y Fenni	
Ysgol Gymraeg Y Ffin	Ysgol Gymraeg Y Ffin	Ysgol Gymraeg Y Ffin	Ysgol Gymraeg Y Ffin	Ysgol Gymraeg Y Ffin	

** King Henry VIII Comprehensive School forecast balance at month 5 onwards included a Local Authority loan of £250,000 which was estimated to result in a surplus year-end balance. Given the current year end surplus, the school will not be taking the loan at this time.



- 2.8. All schools in a deficit budget have, or are in the process of agreeing recovery plans. These recovery plans will be confirmed with both the Local Education Authority and each School's Governing Body. Once finalised the schools with significant deficits will be monitored by the Cabinet member for Children and Young People and Resources on a termly basis.
- 2.9. Total schools balances have been exhibiting a fluctuating trend with some schools showing a continuing reduction in schools balances, which is of concern, and others a more balanced trend. However, as previously mentioned, due to the Covid-19 pandemic, several grants were awarded to schools at year end, which has resulted in a large increase in school balances for 2020-21.

Financial Year	School Balances (Surplus)/Deficit £000	Year on Year Movement £000	Number of Schools in Deficit
2014-15	(1,140)		5
2015-16	(1,156)	(16)	6
2016-17	(269)	887	12
2017-18	(175)	94	12
2018-19	232	407	15
2019-20	435	203	17
2020-21	(3,418)	(3,853)	2

3 CAPITAL OUTTURN

3.1 The summary Capital outturn position is as follows:

Capital Outturn Position 2020/21

Select Portfolio	Slippage B/F	Original Budget	Budget Revisions	Approved Slippage	Revised Budget 2020/21	Actual Outturn	Variance at Outturn	Variance at M9
	£000's	£000's	£000's	£000's	£000's	£000's	£000's	£000's
Expenditure								
Children & Young People	1,245	14,423	1,872	(15,381)	2,160	2,151	(9)	0
Economic & Development	17,496	3,068	30	(19,274)	1,320	1,320	0	0
Adult	300	5,678	0	(5,964)	14	14	0	0
Strong Communities	5,801	10,139	12,079	(9,301)	18,718	15,546	(3,171)	(157)
Total Expenditure	24,842	33,308	13,981	(49,920)	22,211	19,031	(3,180)	(157)
Financing								
Supported Borrowing	0	(2,417)	0	0	(2,417)	(2,417)	0	0
General Capital Grant	0	(2,423)	0	0	(2,423)	(2,423)	0	0
Grants and Contributions	(393)	(18,229)	(10,826)	19,095	(10,353)	(8,623)	(1,730)	157
S106 Contributions	(1,052)	0	(166)	711	(507)	(507)	0	0
Unsupported Borrowing	(22,546)	(5,275)	(2,032)	27,217	(2,637)	(3,442)	805	0
Reserve & Revenue Funding	(239)	(2)	(252)	241	(252)	(252)	0	0
Capital Receipts	(612)	(3,462)	(705)	2,656	(2,123)	(1,042)	(1,080)	0
Leasing	0	(1,500)	0	0	(1,500)	(325)	(1,175)	0
Total Financing	(24,842)	(33,308)	(13,981)	49,920	(22,211)	(19,031)	(3,180)	157

3.2 The capital expenditure outturn for 2020/21 shows a saving of £3.18m against budget, however it is important to note that this does not fully represent released capital financing available for future use. The variances can be explained as follows:

- Reduced usage of the Capitalisation Directive budget by £1.08m following clarification of the revenue outturn position. This subsequently releases capital receipts back to the capital receipts reserve to utilise for future capital investment.
- Specific grant funding budgets of £1.92m that have not been able to be spent within the financial year primarily due to a combination of late notification of the grant awards, a lack of resources available to complete eligible works and a shortage of appropriate schemes that fit within the grant criteria stipulated. This under spend does not release any capital financing for future use as the grant actually paid matches the overall expenditure.

- Vehicle replacement has under spent by £172k due to clarification of vehicles requirements during the year. These purchases were originally budgeted to be funded by leasing but following an options appraisal it was more cost-effective to finance the majority of vehicles via borrowing. The under spend does not release any capital financing for future use.

3.3 The outbreak of the Covid-19 pandemic has caused significant disruption to the progress of budgeted capital schemes with slippage at outturn totalling £49.92m (£40.45m at month 9). The Covid-19 impact is affecting both internally and externally managed projects, with disruption to external supply chains, increased contract risk and potential inflationary cost pressures sitting alongside internal resourcing pressures.

3.4 The slippage is broken down as follows:

Scheme	Forecast Slippage Month 2 (000's)	Forecast Slippage Month 5 (000's)	Forecast Slippage Month 7 (000's)	Forecast Slippage Month 9 (000's)	Actual Slippage At Outturn
Asset Investment fund		18,142	18,142	18,118	18,067
Tranche 'B' King Henry Future Schools			12,484	13,421	14,092
Crick Road Care Home	5,978	5,978	5,978	5,978	5,964
RE-FIT Programme					2,031
Flood Recovery Grant					1,337
City Deal					830
Highways Maintenance					812
Schools Maintenance					749
County Hall 'J' block		544	544	544	774
Section 106 schemes		131	78	148	692
Disabled Facilities Grants					613
21 st Century Schools Team				525	572
School Refurbishment				300	415
Car Park Improvements					328
'IT' Schemes					296
WG 'Resilient Roads'					292
Bridges & Retaining Walls					278
Recycling Vehicles and Boxes					261
'Green Infrastructure'					247
Abergavenny Borough Theatre Works				236	239
Access for All				390	238
County Farms					215
Council Chamber refurbishment & IT upgrade		200	200	200	200
Sewage Treatment Works				200	199
Abergavenny Community Hub development				47	73
Property schemes		229	74	138	0
Other schemes				203	106
Total	5,978	25,224	37,500	40,448	49,920

3.5 Useable Capital Receipts Available

3.6 In the table below, the effect of the changes to the forecast capital receipts on the useable capital receipts balances available to meet future capital commitments are illustrated. There is also a comparison to the balances forecast with the 2020/24 MTFP capital budget proposals.

	2020/21	2021/22	2022/23	2023/24	2024/25
	£000	£000	£000	£000	£000
Balance as at 1st April	3,040	9,210	14,136	12,544	11,452
Capital receipts used for financing	(31)	(3,341)	(684)	(684)	(684)
Capital receipts used to support capitalisation direction	(1,011)	(2,208)	(2,208)	(508)	(508)
Capital receipts Received or Forecast	7,212	10,475	1,300	100	100
Forecast Balance as at 31st March	9,210	14,136	12,544	11,452	10,360
Forecast Balance 2020/24 MTFP	9,904	10,245	10,791	10,136	10,136
Variance compared to 2020/24 MTFP	(694)	3,891	1,753	1,316	224

- 3.7 Capital receipts used to support the capitalisation direction were £1.08m less than budgeted for 2020/21, however this was offset by an overall delay in generating some receipts into 2021/22 and beyond and therefore results in a slightly reduced balance of receipts compared to the original budget.
- 3.8 Forecast receipts to be generated in future years have increased since the 2020/21 budget was set and this is demonstrated in the expected overall increase in receipt balances after affording additional capitalisation direction approved as part of 2021/22 budget setting.

This page is intentionally left blank

Disinvestment by Directorate 2020-21	2020/21 Budgeted Savings	Value of Saving forecast at Month 2	Value of Saving forecast at Month 5	Value of Saving forecast at Month 7	Value of Saving forecast at Month 9	Value of Saving achieved at Outturn	Delayed Savings	Savings deemed Unachievable YTD	Covid related	Non Covid	% Achieved
REVENUE MONITORING 2020-21	£000	£000	£000	£000	£000	£000	£000	£000			
Children & Young People	(648)	(648)	(648)	(648)	(648)	(648)	0	0	0	0	100%
Social Care & Health	(1,058)	0	(792)	(792)	(792)	(792)	0	(266)	166	100	75%
Enterprise	(569)	0	(422)	(432)	(392)	(392)	(20)	(158)	178	0	69%
Resources	(418)	0	(198)	(198)	(198)	(198)	(220)	0	220	0	47%
Chief Executives Units	(163)	0	(98)	(98)	(93)	(93)	(10)	(60)	70	0	57%
Corporate Costs & Levies	(1,479)	(1,479)	(1,479)	(1,479)	(1,479)	(1,479)	0	0	0	0	100%
Appropriations	(605)	(605)	(605)	(605)	(605)	(605)	0	0	0	0	100%
Sub total - Service Specific	(4,939)	(2,732)	(4,242)	(4,252)	(4,207)	(4,207)	(250)	(484)	634	100	85%
Financing	(5,397)	(5,397)	(5,397)	(5,397)	(5,397)	(5,397)	0	0	0	0	100%
DIRECTORATE Totals Disinvestments 2020-21	(10,336)	(8,129)	(9,639)	(9,649)	(9,604)	(9,604)	(250)	(484)	634	100	93%

Children & Young People	2020/21 Budgeted Savings	Value of Saving forecast at Month 2	Value of Saving forecast at Month 5	Value of Saving forecast at Month 7	Value of Saving forecast at Month 9	Value of Saving achieved at Outturn	Delayed Savings	Savings deemed Unachievable				ASSESSMENT of Progress
	£000	£000	£000	£000	£000	£000	£000	£000				
CYP capitalise direction for Mounton House recoupment income loss and repayment of reserve funding for inclusion centres	(348)	(348)	(348)	(348)	(348)	(348)						
School based redundancies	(300)	(300)	(300)	(300)	(300)	(300)						
CHILDREN & YOUNG PEOPLE Budgeted Savings Total 2020-21	(648)	(648)	(648)	(648)	(648)	(648)	0	0	0			
Social Care & Health	2020/21 Budgeted Savings	Value of Saving forecast at Month 2	Value of Saving forecast at Month 5	Value of Saving forecast at Month 7	Value of Saving forecast at Month 9	Value of Saving achieved at Outturn	Delayed Savings	Savings deemed Unachievable				ASSESSMENT of Progress
	£000	£000	£000	£000	£000	£000	£000	£000				
Renegotiate Severn View section 28A contract sum	(166)		0	0	0	0		(166)	166			No formal renegotiation of the section 28A agreement has taken place due to COVID 19 demands
Service Contract efficiency savings	(20)		(20)	(20)	(20)	(20)						
Practice change	(150)		(150)	(150)	(150)	(150)						
Fairer charging weekly threshold increases from £70 to £80 generating income following means test	(116)		(116)	(116)	(116)	(116)						
Disability Services - reduce budget in line with current year demand and forecast	(7)		(7)	(7)	(7)	(7)						
My Day My Life - Development of single Monmouth MDML Hub	(15)		(15)	(15)	(15)	(15)						
Fees and charges increases	(189)		(189)	(189)	(189)	(189)						

LAC savings - reduced legal costs	(100)		0	0	0	0		(100)		100		Based on the new Legal team structure allowing legal/court work to be done in house
SCH Safeguarding team recruitment & training (capitalisation directive)	(45)		(45)	(45)	(45)	(45)						
Myst project consequences	(250)		(250)	(250)	(250)	(250)						
SOCIAL CARE & HEALTH Budgeted Savings Total 2020-21	(1,058)	0	(792)	(792)	(792)	(792)	0	(266)	166	100		
Enterprise	2020/21 Budgeted Savings	Value of Saving forecast at Month 2	Value of Saving forecast at Month 5	Value of Saving forecast at Month 7	Value of Saving forecast at Month 9	Value of Saving achieved at Outturn	Delayed Savings	Savings deemed Unachievable				ASSESSMENT of Progress
	£000	£000	£000	£000	£000	£000	£000	£000				
ENT - School Meals - School Meals Price increase from £2.45 to £2.50.	(20)		0	0	0	0		(20)	20			Income is down due to Covid.
ENT - Planning & Building Control - Planning Application fee increase - WG set to increase price by 20%	(60)		(40)	(40)	0	0		(60)	60			Income down overall due to covid
ENT - Planning & Building Control - Charging customers who wish to amend application during process.	(2)		(2)	(2)	(2)	(2)						Achieved
ENT - Planning & Building Control - Increasing Pre-app fees by 2.5%	(2)		(2)	(2)	(2)	(2)						Achieved
ENT - Planning & Building Control - New income from S106 monitoring fees	(20)		(2)	(2)	(2)	(2)		(18)	18			Income down due to covid
ENT - Planning & Building Control - Increase in L2 Pre-app income - fee increase	(2)		(2)	(2)	(2)	(2)						Achieved
ENT - Planning & Building Control - Staff restructure	(27)		(27)	(27)	(27)	(27)						Achieved
OPS - Waste - Issue "Tax Disc" style permits to all residents with council tax to reduce cross border traffic of waste (2019-20 Budget)	(50)		(50)	(50)	(50)	(50)						Achieved
First year implementation costs of car parking proposals (2019-20 Budget)	(106)		(106)	(106)	(106)	(106)	0					This is a reversal of a pressure provided in 19-20. Budget adjustment has been made.
ENT - Highways & Flooding - Charge For Access Markings	(2)		(2)	(2)	(2)	(2)						Achieved
ENT - Highways & Flooding - Charge for Events signing	(5)		(5)	(5)	(5)	(5)						Achieved
ENT - Highways & Flooding - Increase Road Closure Income Budget	(32)		(32)	(32)	(32)	(32)						Achieved
ENT - Highways & Flooding - Increase in Street Name & Numbering Charges (in particular developers)	(5)		(5)	(5)	(5)	(5)						Achieved
ENT - Highways & Flooding - Increase in S50 Licences for Utilities	(15)		(15)	(15)	(15)	(15)						Achieved
ENT - Highways & Flooding - Software savings from new asset management system.	(7)		(7)	(7)	(7)	(7)						Achieved
ENT - Highways & Flooding - Provide design service for drainage schemes	(5)		(5)	(5)	(5)	(5)						Achieved
ENT - Highways & Flooding - Utilising grant to cover staff costs	(10)		(10)	(10)	(10)	(10)						Achieved

ENT - Passenger Transport Unit - PTU - Route Optimisation and workforce planning	(60)	0	0	0	0	0		(60)	60			This saving is unlikely to be made in 20/21.
ENT - Waste transfer station contract review	(40)		(40)	(40)	(40)	(40)						Achieved
ENT - Waste - Waste - Close Usk Recycling - but is dependant on policy approval by cabinet. Open Troy another day.	(30)		0	(10)	(10)	(10)	(20)		20			Awaiting decision
ENT - Hwys Operations - Staff Savings - Efficiencies in workforce and reception @ Raglan depot.	(9)		(9)	(9)	(9)	(9)						Achieved
ENT - Hwys Operations - Winter Maintenance - Net saving from Route based forecasting software improving pre-salting accuracy.	(5)		(5)	(5)	(5)	(5)						Achieved
ENT - Hwys Operations - Reduction in Plant & Equipment Hire through investment	(3)		(3)	(3)	(3)	(3)						Achieved
ENT - Hwys Operations - Provision of recycled tarmac to other local authorities.	(5)		(5)	(5)	(5)	(5)						Achieved
Discretionary fees & charges	(48)		(48)	(48)	(48)	(48)						Achieved
ENTERPRISE Budgeted Savings Total 2020-21	(569)	0	(422)	(432)	(392)	(392)	(20)	(158)	178	0		
Chief Executive's Unit	2020/21 Budgeted Savings	Value of Saving forecast at Month 2	Value of Saving forecast at Month 5	Value of Saving forecast at Month 7	Value of Saving forecast at Month 9	Value of Saving achieved at Outturn	Delayed Savings	Savings deemed Unachievable				ASSESSMENT of Progress
	£000	£000	£000	£000	£000	£000	£000	£000				
GOVDEMSUP - Reduction in annual grant provided to Monmouth CAB (1k), releasing budget saving (3k)	(1)		(1)	(1)	(1)	(1)						Achieved
CEO - legal services to Fire and police	(10)		0	0	0	0	(10)		10			Covid has affected Fee earning capability
CEO - offsetting legal costs against capital projects and investment activity	(40)		(15)	(15)	(10)	(10)	0	(30)	30			Savings target too high, £20k is more achievable but this year has been affected by Covid.
CEO - Market and increase take-up of community education courses across all sites	(30)		0	0	0	0		(30)	30			Covid has prevented this happening so saving is unachievable now
CEO - staffing realignment across policy, and governance	(79)		(79)	(79)	(79)	(79)						Achieved
Discretionary fees & charges	(3)		(3)	(3)	(3)	(3)						Achieved
CHIEF EXECUTIVES' UNIT Budgeted Savings Total 2020-21	(163)	0	(98)	(98)	(93)	(93)	(10)	(60)	70	0		
Resources	2020/21 Budgeted Savings	Value of Saving forecast at Month 2	Value of Saving forecast at Month 5	Value of Saving forecast at Month 7	Value of Saving forecast at Month 9	Value of Saving achieved at Outturn	Delayed Savings	Savings deemed Unachievable				ASSESSMENT of Progress
	£000	£000	£000	£000	£000	£000	£000	£000				
CORPLLORD Estates RE-FIT Energy Savings (net after funding repayments)	0		0	0	0	0						
Commercial income	(200)			0	0	0	(200)		200			No further investments in commercial property has been undertaken this year due to Covid so this will not be achieved.
Senior officer reduction	(100)		(100)	(100)	(100)	(100)						Achieved

Exchequer savings	(20)		0	0	0	0	(20)		20		Due to a decision to halt the removal of cheques as a payment option in the light of Covid 19.
Discretionary fees & charges	(1)		(1)	(1)	(1)	(1)					Achieved
RES - Senior Officer reduction	(60)		(60)	(60)	(60)	(60)					Achieved
Disinvest from top-up on discretionary business rate relief scheme	(37)		(37)	(37)	(37)	(37)					Achieved
RESOURCES Budgeted Savings Total 2020-21	(418)	0	(198)	(198)	(198)	(198)	(220)	0	220	0	
Corporate Costs & Levies	2020/21 Budgeted Savings	Value of Saving forecast at Month 2	Value of Saving forecast at Month 5	Value of Saving forecast at Month 7	Value of Saving forecast at Month 9	Value of Saving achieved at Outturn	Delayed Savings	Savings deemed Unachievable			ASSESSMENT of Progress
	£000	£000	£000	£000	£000	£000	£000	£000			
Freeze pension contribution rate at 23.1% for next two years	(370)	(370)	(370)	(370)	(370)	(370)					Achieved
Review of the full-cost corporate costs and insurance budgets	(50)	(50)	(50)	(50)	(50)	(50)					Achieved
Living Wage Budget Reduction	(42)	(42)	(42)	(42)	(42)	(42)					Achieved
Review of in year efficiency savings	(359)	(359)	(359)	(359)	(359)	(359)					Achieved
CORP - Redundancy budget review	(400)	(400)	(400)	(400)	(400)	(400)					Achieved
Housing completions forecast	(258)	(258)	(258)	(258)	(258)	(258)					Achieved
CORPORATE COSTS Budgeted Savings Total 2019-20	(1,479)	(1,479)	(1,479)	(1,479)	(1,479)	(1,479)	0	0			
Appropriations	2020/21 Budgeted Savings	Value of Saving forecast at Month 2	Value of Saving forecast at Month 5	Value of Saving forecast at Month 7	Value of Saving forecast at Month 9	Value of Saving achieved at Outturn	Delayed Savings	Savings deemed Unachievable			ASSESSMENT of Progress
	£000	£000	£000	£000	£000	£000	£000	£000			
Interest Receivable	(1)	(1)	(1)	(1)	(1)	(1)					Achieved
Net Minimum Revenue Provision (MRP) increase based on additional activity	(204)	(204)	(204)	(204)	(204)	(204)					Achieved
Earmarked treasury eq reserve review	(400)	(400)	(400)	(400)	(400)	(400)					Achieved
APPROPRIATIONS Budgeted Savings Total 2020-21	(605)	(605)	(605)	(605)	(605)	(605)	0	0			
Financing	2020/21 Budgeted Savings	Value of Saving forecast at Month 2	Value of Saving forecast at Month 5	Value of Saving forecast at Month 7	Value of Saving forecast at Month 9	Value of Saving achieved at Outturn	Delayed Savings	Savings deemed Unachievable			ASSESSMENT of Progress
	£000	£000	£000	£000	£000	£000	£000	£000			
FIN - Council tax levels increased based on 2019-20 activity (RES DMT 11/10)	(322)	(322)	(322)	(322)	(322)	(322)					
AEF increase (+1% presumption)	(900)	(900)	(900)	(900)	(900)	(900)					
AEF increase - additional funding resulting from provisional settlement	(1,076)	(1,076)	(1,076)	(1,076)	(1,076)	(1,076)					
AEF transfers in - teachers pay, teacherspensions and NHS funded nursing	(1,375)	(1,375)	(1,375)	(1,375)	(1,375)	(1,375)					

AEF funding - assumed 100% WG funding of teachers pay increase - Apr to Aug '20	(491)	(491)	(491)	(491)	(491)	(491)						
AEF funding - assumed 100% WG funding of teachers pension increase	(689)	(689)	(689)	(689)	(689)	(689)						
Council tax increase to 4.95%	(575)	(575)	(575)	(575)	(575)	(575)						
CTRS 4.95% impact	66	66	66	66	66	66						
Council tax increase to 4.95%	(35)	(35)	(35)	(35)	(35)	(35)						
FINANCING Budgeted Savings Total 2020-21	(5,397)	(5,397)	(5,397)	(5,397)	(5,397)	(5,397)	0	0				

This page is intentionally left blank

Appendix 3 - Capitalisation directive 2020/21

Directorate	Expenditure	Justifacation to capitalise	Amount £000s
ENT	PTU Software - Route/pupil optimisation.	Driving a digital approach	45
RES	Capitalising work on Payroll and HR replacement system	Driving a digital approach	29
	Sub-Total Driving a digital approach		74
All	Capitalisation of redundancy costs - non-schools	Funding the cost of service reconfiguration	30
CYP	Capitalisation of redundancy costs -schools	Funding the cost of service reconfiguration	124
CYP	Accommodating income decline at Mounton Hse and Inclusion Centre implementation during service provision redesign	Funding the cost of service reconfiguration	298
CYP	Inclusion centre costs	Funding the cost of service reconfiguration	50
ENT	Waste Costs - Consultnant costs for new service delivery, bins related to new service.	Funding the cost of service reconfiguration	95
RES	Innovation Team - Service Transformation/Systems Thinking	Funding the cost of service reconfiguration	69
SCH	Safeguarding Team additional training & recruitment costs	Funding the cost of service reconfiguration	45
	Sub-Total Funding the cost of service reconfiguration		711
SCH	Joint Local authority working (GWICES, Sc. 33, Frailty, regional safeguarding board, Gwent foster fee harmonisation and care home pooling	Integrating public facing services across two or more public sector bodies	124
SCH	Deprivation of liberty safeguards	Integrating public facing services across two or more public sector bodies	66
	Sub-Total Integrating public facing services across two or more public sector bodies		190
RES	Audit - Sharing Audit manager with Newport CC	Sharing back-office and administrative services	37
	Sub-Total Sharing back-office and administrative services		37
	Total		1,011

This page is intentionally left blank

Appendix 4 - Movement in individual school balances

School	Balance 1st April 2020	Movement	Balance 31st March 2021
Caldicot School	179,693	(409,257)	(229,564)
Chepstow School	63,570	23,231	86,801
King Henry VIII Comprehensive	225,700	(423,196)	(197,496)
Monmouth Comprehensive	462,530	(676,722)	(214,192)
Mounton House Special School	(172,060)	172,060	0
Cross Ash Primary School	(64,157)	(18,313)	(82,470)
Durand Primary School	(12,691)	(65,193)	(77,884)
Gilwern Primary School	(64,549)	(102,302)	(166,851)
Goytre Fawr Primary School	(34,893)	(56,646)	(91,539)
Llandogo Primary School	176,535	(89,705)	86,830
Llantilio Pertholey CiW Primary School (VC)	21,016	(88,231)	(67,215)
Llanvihangel Crucorney Primary School	(49,684)	(54,986)	(104,670)
Magor CiW Primary School (VA)	18,785	(135,987)	(117,202)
Overmonnow Primary School	33,928	(75,032)	(41,104)
Raglan CiW Primary School (VC)	33,112	(141,989)	(108,877)
Rogiet Primary School	4,404	(82,499)	(78,095)
Shirenewton Primary School	(128,890)	(47,356)	(176,246)
St Mary's RC Primary School (VA)	46,518	(67,378)	(20,860)
The Dell Primary School	(3,032)	(45,378)	(48,410)
Thornwell Primary School	47,150	(112,037)	(64,887)
Trellech Primary School	(50,948)	(64,743)	(115,691)
Undy Primary School	145,925	(152,295)	(6,370)
Usk CiW Primary School (VC)	(45,942)	(97,113)	(143,055)
Ysgol Gymraeg Y Fenni	4,408	(38,775)	(34,367)
Archbishop Rowan Williams CiW Primary School (VA)	(83,716)	(122,680)	(206,396)
Ysgol Gymraeg Y Ffin	45,883	(61,521)	(15,638)
Deri View Primary School	(73,956)	(74,153)	(148,109)
Cantref Primary School	(105,193)	(94,604)	(199,797)
Osbaston CiW Primary School (VC)	11,250	(51,859)	(40,609)
Dewstow Primary School	(136,455)	(101,356)	(237,811)
Our Lady & St Michael's (OLSM) RC Primary School (VA)	(15,859)	(38,534)	(54,393)
Pembroke Primary School	(1,205)	(124,302)	(125,507)
Kymin View Primary School	(37,955)	(97,350)	(135,305)
Llanfoist Fawr Primary School	(24,871)	(68,562)	(93,433)
Castle Park Primary School	(2,153)	(119,700)	(121,853)
Pupil Referral Unit	22,931	(48,943)	(26,012)
Total	435,129	(3,853,406)	(3,418,277)

This page is intentionally left blank

SELECT	CODE	PROJECT DESCRIPTION	PROJECT SCHEME CATEGORY	TOTAL APPROVED BUDGET	APPROVED SLIPPAGE	Reason Project has been delayed against original budgeted profile	Was delay Authority Controllable?
E&D	90325	Asset Investment Fund	Development Schemes Over £250k	19,222,294.00	18,067,403.48	Investments delayed due to Covid	No - Covid Delays
SCH	90328	Crick Road Care Home	Development Schemes Over £250k	5,977,869.73	5,964,030.13	Delayed due to wider Covid 19 impacts	No - Covid Delays
SCOMM	90334	RE:FIT Programme	Development Schemes Over £250k	2,031,329.43	2,031,329.43	Delayed by Covid - will start in 21-22 once access to buildings is granted.	No - Covid Delays
E&D	90041	Capital Region City Deal	Development Schemes Over £250k	952,487.29	829,625.63	Funding not required in 20-21	No
SCOMM	90317	Usk County Hall J Block Major Refurb	Development Schemes Over £250k	794,471.26	773,617.26	Covid has halted the construction of new car park.	No - Covid Delays
SCOMM	90330	Abergavenny Borough Theatre Works	Development Schemes Over £250k	385,724.50	239,489.47	Covid has delayed the internal structural refurbishment until 21-22.	No - Covid Delays
SCOMM	98852	Car Park Improvements/Refurb	Development Schemes Over £250k	149,772.00	149,772.00	Works delayed by Covid	No - Covid Delays
SCOMM	90321	Abergavenny Community Hub Development	Development Schemes Over £250k	1,024,462.46	72,582.89	Covid has delayed the external painting until 21-22.	No - Covid Delays
E&D	90320	Caerwent House, Major Repairs	Development Schemes Over £250k	50,800.00	50,800.00	Funding not required in 20-21	No
CYP	98218	Schools Improvement Grant 1819	Development Schemes Over £250k	180,105.64	33,513.34	£89k to be used to offset 98901	No - Covid Delays
E&D	90333	Chepstow LC Feasibility Study	Development Schemes Over £250k	30,000.00	30,000.00	Project delayed due to Covid	No - Covid Delays
CYP	98906	Caldicot Cluster Project	Development Schemes Over £250k	20,000.00	4,280.89	This is fully committed and will be used for projects in 2021-22	No - Covid Delays
CYP	98219	Upgrade School Kitchens	Development Schemes Under £250k - Essential Works	71,066.75	71,066.75	Delayed due to Covid 19 restrictions	No - Covid Delays
SCOMM	98060	Fixed Asset disposal costs	Development Schemes Under £250k - Essential Works	277,369.50	15,973.79	Not all funding required in 20-21.	No
SCOMM	91100	Access For All	Development Schemes Under £250k - Other Recommend	500,000.00	184,941.00	Access to buildings affected by Covid.	No - Covid Delays
SCOMM	98826	Car Park Granville St & Wyebridge St	Development Schemes Under £250k - Other Recommend	184,254.02	177,989.02	Construction delayed by Covid and ecological and drainage surveys - works are now due to begin in June so budget needs to be slipped.	No
CYP	98845	King Henry VIII - Future Schools Tranche B	Education Strategic Review	14,333,333.00	14,092,048.56	This is fully committed and will be used for band B in 2021-22 onwards	No - Covid Delays
CYP	96632	21st Century Schools Team	Education Strategic Review	638,678.32	572,302.18	This is fully committed and will be used for projects in 2021-22	No - Covid Delays
CYP	98621	ESR: Access For All	Education Strategic Review	96,207.91	53,142.18	This is fully committed and will be used for projects in 2021-22	No - Covid Delays
CYP	98681	Monmouth Leisure Centre/Pool Redesign	Education Strategic Review	42,088.97	42,088.97	Fully Committed	No - Covid Delays
SCOMM	97369	Highways OPS: Minor improvements	Infrastructure	812,000.00	812,000.00	Projects have been delayed by a mixture of Covid and weather. Resources have been redirected to deal with flooding matters that have been separately funded by WG grants - request to slip into 21-22 to help offset known pressures in the programme.	No - Covid & Weather Delays
SCOMM	97215	Reconstruction of Bridges & Retaining Walls	Infrastructure	399,041.00	278,209.34		
SCOMM	97302	Signing Upgrades And Disabled Facilities	Infrastructure	38,091.00	38,091.00		
SCOMM	97239	Safety Fence Upgrades	Infrastructure	66,181.00	26,196.00		
SCOMM	97306	Structural Repairs - PROW	Infrastructure	60,091.33	24,814.53		
SCOMM	97381	Mounton Road Footpath	Infrastructure	17,837.00	17,837.00		
SCOMM	97352	Road Safety & Trafficman Programme	Infrastructure	114,508.00	5,094.94		

SCOMM	99523	Recycling Vehicles and Boxes	Infrastructure	261,021.68	261,021.68	Part of green waste service reconfiguration, plant & equipment will be purchased in 21-22 so budget needs to be slipped.	No
SCOMM	90900	Council Chamber IT equipment replacement & building works	Infrastructure	200,000.00	200,000.00	Refurbishment delayed by Covid.	No - Covid Delays
SCOMM	97379	New Street Lighting Enhancement Project	Infrastructure	542,742.76	133,372.74	Part of Salix Loan - unspent budget will be needed in 21-22 to complete LED installation programme	Yes - Replacement programme was always going to extend into 21-22
SCOMM	97389	Penyrhiw Sewage Treatment Works	Infrastructure	100,000.00	100,000.00	Delayed due to Covid 19 restrictions	No - Covid Delays
SCOMM	97388	Shirenewton Sewage Treatment	Infrastructure	100,000.00	99,385.00	Delayed due to Covid 19 restrictions	No - Covid Delays
E&D	96636	SRS administered network and infrastructure replacement	IT Schemes - Infrastructure/Hardware	170,000.00	170,000.00	Developments delayed by Covid	No - Covid Delays
E&D	96634	Windows 10 Laptops	IT Schemes - Infrastructure/Hardware	112,630.80	112,630.80	Supply affected by Covid - slippage requested into 21-22	No - Covid Delays
SCOMM	96621	Provision of online facilities Revenue's section	IT Schemes - Infrastructure/Hardware	13,000.00	13,000.00	System development delayed.	No - Covid Delays
CYP	98226	School Refurbishment Grant	Maintenance Schemes - General	644,843.25	415,071.79	This is fully committed and will be used for projects in 2021-22	No - Covid Delays
SCOMM	98059	County Farms Maintenance & Reinvestment	Maintenance Schemes - General	348,136.19	215,328.20	Delayed due to Covid 19 restrictions	No - Covid Delays
CYP	95860	Various Schools - Legionella remedial works	Mechanical Services	10,000.00	9,858.00	Slip - Expenditure reallocated via School Refurbishment Grant	No - Covid Delays
SCOMM	95227	Trellech Primary - Refurbish kitchen & upgrade equipment	Property - DECORATION	135,754.00	135,754.00	Slip - Expenditure reallocated via School Refurbishment Grant	N/A
SCOMM	95228	Usk Primary - Replacement of defective dining tables	Property - DECORATION	5,506.00	5,506.00	Slip - Expenditure reallocated via School Refurbishment Grant	N/A
SCOMM	98860	Various properties: Rectification after Fixed Wire Testing	Property - Electrical Services	84,554.04	68,785.00	Slip - Expenditure reallocated via School Refurbishment Grant	N/A
SCOMM	95219	Shirenewton Primary - Replace End of life EMS Wireless Fire Alarm	Property - Electrical Services	36,700.00	36,700.00	Slip - Expenditure reallocated via School Refurbishment Grant	N/A
SCOMM	95220	Thornwell Primary - Provision of lighting to foot path main entrance including additional ductwork	Property - Electrical Services	33,276.00	33,276.00	Slip - Expenditure reallocated via School Refurbishment Grant	N/A
SCOMM	95218	Osbaston Primary - Replace End of life EMS Wireless Fire Alarm	Property - Electrical Services	31,700.00	31,700.00	Slip - Expenditure reallocated via School Refurbishment Grant	N/A
SCOMM	95217	Osbaston Primary - Provision of lighting to foot path between buildings including additional ductwork	Property - Electrical Services	23,240.00	23,240.00	Slip - Expenditure reallocated via School Refurbishment Grant	N/A
SCOMM	95215	Chepstow Comprehensive - Change Federal Electric Sub mains boards to MCCB Panel.	Property - Electrical Services	16,724.00	16,724.00	Slip - Expenditure reallocated via School Refurbishment Grant	N/A
SCOMM	95241	Ysgol Y-Fenni School Lighting Enhancement	Property - Electrical Services	10,625.00	10,389.00	Slip - Expenditure reallocated via School Refurbishment Grant	N/A
SCOMM	95174	Various properties - Works to ensure safe access to school properties	Property - External Areas	75,000.00	40,702.00	Slip - Expenditure reallocated via School Refurbishment Grant	N/A
SCOMM	95236	Monmouth Leisure Centre - Upgrade car park area	Property - External Areas	39,168.00	39,168.00	Slip - Expenditure reallocated via School Refurbishment Grant	N/A
SCOMM	95238	Undy Primary - Repairs to uneven pathways & yards	Property - External Areas	18,205.00	18,205.00	Slip - Expenditure reallocated via School Refurbishment Grant	N/A
SCOMM	95175	Various properties - Repair to boundary walls for health & safety reasons	Property - External Areas	15,000.00	14,703.00	Slip - Expenditure reallocated via School Refurbishment Grant	N/A
SCOMM	95237	Raglan Depot - Relay drainage to septic tank	Property - External Areas	3,000.00	3,000.00	Slip - Expenditure reallocated via School Refurbishment Grant	N/A
SCOMM	95188	Caldicot Castle - Commencement of Phase 2 works to deweed & conserve ancient walls	Property - External Walls, Doors & Windows	91,679.00	91,679.00	Slip - Expenditure reallocated via School Refurbishment Grant	N/A

SCOMM	95195	Various Properties - Continue works to safely remove asbestos materials in conjunction with surveys & site works	Property - External Walls, Doors & Windows	50,000.00	44,929.00	Slip - Expenditure reallocated via School Refurbishment Grant	N/A
SCOMM	95126	Abergavenny Castle - Rolling works to deweed & maintain ancient walls	Property - External Walls, Doors & Windows	14,728.00	12,728.00	Slip - Expenditure reallocated via School Refurbishment Grant	N/A
SCOMM	95187	St Marys Primary - Replacement of floor year 3/4	Property - Floors & Stairs	4,183.00	4,183.00	Slip - Expenditure reallocated via School Refurbishment Grant	N/A
SCOMM	95242	Usk J Block Wall & Floor Repair	Property - Internal Walls & Doors	87,271.00	81,877.24	Slip - Expenditure reallocated via School Refurbishment Grant	N/A
SCOMM	95197	Thornwell Primary - Refurbishment of toilet areas	Property - Internal Walls & Doors	48,530.00	48,530.00	Slip - Expenditure reallocated via School Refurbishment Grant	N/A
SCOMM	95198	Magor Primary - Refurbishment of toilet areas	Property - Internal Walls & Doors	48,503.00	48,503.00	Slip - Expenditure reallocated via School Refurbishment Grant	N/A
SCOMM	95196	Various Properties -Continue works to upgrade wall, doors & screens as recommended in fire risk assessment reports	Property - Internal Walls & Doors	40,000.00	40,000.00	Slip - Expenditure reallocated via School Refurbishment Grant	N/A
SCOMM	95011	Various properties - refurbish & upgrade fire doors & screens	Property - Internal Walls & Doors	23,384.00	25,013.00	Slip - Expenditure reallocated via School Refurbishment Grant	N/A
SCOMM	95839	Aber Market - Repair & Dec Corn Exh	Property - Internal Walls & Doors	17,217.00	2,902.00	Slip - Expenditure reallocated via School Refurbishment Grant	N/A
SCOMM	98720	Various Sites - Replace out of date air conditioning	Property - Mechanical Services	40,000.00	29,326.00	Slip - Expenditure reallocated via School Refurbishment Grant	N/A
SCOMM	95096	Various properties : Legionella remedial works	Property - Mechanical Services	27,251.00	25,550.00	Slip - Expenditure reallocated via School Refurbishment Grant	N/A
SCOMM	95144	Caldicot Leisure Centre - Water mains replacement work	Property - Mechanical Services	24,446.00	24,446.00	Slip - Expenditure reallocated via School Refurbishment Grant	N/A
SCOMM	95212	Various properties - BMS upgrade - controls to new Trend System	Property - Mechanical Services	20,000.00	20,000.00	Slip - Expenditure reallocated via School Refurbishment Grant	N/A
SCOMM	95211	Shire Hall - Replacement of boiler(s)	Property - Mechanical Services	18,000.00	17,250.00	Slip - Expenditure reallocated via School Refurbishment Grant	N/A
SCOMM	95204	Chepstow Comprehensive - New water heaters	Property - Mechanical Services	15,000.00	15,000.00	Slip - Expenditure reallocated via School Refurbishment Grant	N/A
SCOMM	95203	Castle Park -Upgrade flow sensor to return pipe in Plaza	Property - Mechanical Services	6,099.00	2,074.28	Slip - Expenditure reallocated via School Refurbishment Grant	N/A
SCOMM	95205	Chepstow Comprehensive - Upgrade underfloor manifolds	Property - Mechanical Services	4,592.00	1,789.67	Slip - Expenditure reallocated via School Refurbishment Grant	N/A
SCOMM	95180	Chepstow Museum - Investigate & repair roof leaks to stack & flat roof	Property - Roofs	50,000.00	50,000.00	Slip - Expenditure reallocated via School Refurbishment Grant	N/A
SCOMM	95183	Usk Primary - Replace defective guttering & downpipes	Property - Roofs	17,861.00	17,861.00	Slip - Expenditure reallocated via School Refurbishment Grant	N/A
SCOMM	94985	Innovation House Magor – Roofing	Property - SANITARY SERVICES	231,796.00	80,235.00	Slip - Expenditure reallocated via School Refurbishment Grant	N/A
SCOMM	95201	Caldicot Leisure Centre - Renew mains water supply pipe	Property - SANITARY SERVICES	50,000.00	50,000.00	Slip - Expenditure reallocated via School Refurbishment Grant	N/A
SCOMM	95200	County Hall - Refurbishment & form new shower facilities in the PTU building	Property - SANITARY SERVICES	34,085.00	33,735.00	Slip - Expenditure reallocated via School Refurbishment Grant	N/A
SCOMM	95138	Osbaston Primary - Upgrade infants toilets	Property - SANITARY SERVICES	16,441.00	16,441.00	Slip - Expenditure reallocated via School Refurbishment Grant	N/A
SCOMM	94984	Chepstow Comprehensive – Replacement of Water Heaters.	Property - SANITARY SERVICES	13,000.00	13,000.00	Slip - Expenditure reallocated via School Refurbishment Grant	N/A
SCOMM	99202	Disabled Facilities Grants (Private)	Renovation Grants	1,075,402.99	601,571.62	Covid delayed works due to access issues - slippage requested to help cope with backlog in 21-22.	No - Covid Delays

SCOMM	90904	S106 – Chippenham Mead Play Area	Section 106	111,421.00	111,421.00	Scheme not started.	No
SCOMM	90850	S106 – Lion Street Works	Section 106	168,304.84	96,966.65	Works have been delayed by design and SABS requirement from WG - slippage requested to help fund works in 21-22	No
CYP	90870	S106 – ALN Overmonnow Special Needs Resource Base	Section 106	201,000.00	87,263.00	This is fully committed and will be used for ALN projects in 2021-22	Yes
SCOMM	90905	S106 – Clydach Ironworks Enhancement Scheme	Section 106	53,000.00	53,000.00	Scheme not started.	No
SCOMM	90827	S106 Destination Play Area (Monmouth)	Section 106	49,741.26	49,741.26	Scheme not started.	No
SCOMM	90902	S106 – Linda Vista Gardens	Section 106	30,000.00	30,000.00	Scheme not started.	No
SCOMM	90890	S106 - Rockfield Central Open Space and Play Area (Wonastow Road)	Section 106	29,000.00	29,000.00	Awaiting Cabinet Report	No
SCOMM	90831	S106 Little Mill Trail (Little Mill)	Section 106	27,636.22	27,636.22	Awaiting planning permission. Project will continue in 2021/22	No
SCOMM	90882	S106 Children's Voices in Play Project (Forensic Science Lab)	Section 106	25,000.00	25,000.00	Scheme not started.	No
SCOMM	90889	S106 - Monmouth Allotments (Wonastow Road)	Section 106	25,000.00	25,000.00	Works Delayed due to Covid	No - Covid Delays
SCOMM	90903	S106 – Abergavenny Skate Park	Section 106	25,000.00	25,000.00	Scheme not started.	No
SCOMM	98881	Cae Meldon S106 Off Site Recreation	Section 106	23,020.00	23,020.00	Held up by A465 duelling works.	No
SCOMM	90844	S106 Llanelly Hill Welfare Car Park (Cae Meldon)	Section 106	22,441.00	22,441.00	Unspent - allocation to be reviewed in 2021/22	No
SCOMM	90891	S106 - Capel Ed Chapel Internal Alterations (School Lane Goytre)	Section 106	20,000.00	20,000.00	Works Delayed due to Covid	No - Covid Delays
SCOMM	90839	S106 Gilwern Towpath Upgrade (Cae Meldon)	Section 106	18,000.00	18,000.00	Unspent - allocation to be reviewed in 2021/22	No
SCOMM	90854	S106 Wyesham Highways Road Safety Improvements	Section 106	13,645.29	13,645.29	Scheme not started.	No
E&D	90885	Warrenslade Woodland Management	Section 106	9,569.20	9,119.20	Works delayed by Covid	No - Covid Delays
E&D	90883	Magor Walking Routes, Access & Promotion	Section 106	4,608.00	4,608.00	Works delayed by Covid	No - Covid Delays
SCOMM	90842	S106 Gilwern OEC (Cae Meldon)	Section 106	4,190.46	4,190.46	Majority of works complete - slight delay due to Covid	No - Covid Delays
SCOMM	90898	S106 - Mardy Growing Space Group (Croesonen Farm - Infants School)	Section 106	24,669.00	2,669.00	Works Delayed due to Covid	No - Covid Delays
SCOMM	90887	S106 -Monmouth Leisure Centre 3G MUGA resurfacing (Wonastow Road)	Section 106	21,528.00	2,255.00	Majority of works complete - slight delay due to Covid	No
SCOMM	90895	S106 - Goytre Scouts – Kayaking Resources (School Lane Goytre)	Section 106	20,658.00	2,066.00	Works Delayed due to Covid	No - Covid Delays
SCOMM	90894	S106 - Goytre Primary School Environmental Sustainability (School Lane Goytre)	Section 106	30,870.00	1,885.00	Works Delayed due to Covid	No - Covid Delays
SCOMM	90892	S106 - Goytre Community Garden (Pleasant R – School Lane Goytre)	Section 106	1,425.00	1,425.00	Works Delayed due to Covid	No - Covid Delays
SCOMM	90868	S106 – Pen Y Fal Footbridge Major Maintenance	Section 106	950.00	950.00	Scheme not started.	No
SCOMM	99229	WG – Flood Recovery Grant 2021	Specific Grant Funded	1,973,224.96	826,853.00	Repair work has been delayed due to Covid & weather, WG have given permission to use in 21-22 to clear backlog.	No - Covid & Weather Delays
SCOMM	99207	SLSP Programme - AONB Office	Specific Grant Funded	128,700.00	107,860.83	Delayed	No
SCOMM	97392	Monmouthshire Infrastructure & Place Regeneration	Specific Grant Funded	200,000.00	24,759.29	Not all allocation was required in 20-21, schemes to continue in 21-22 so slippage requested.	No

SCOMM	98861	WELTEG Chepstow Transport Study 2020-21	Specific Grant Funded	212,500.00	9,670.46	Scheme to extend into 21-22 - slippage required to help fund our match contribution.	Yes - Scheme was always going to extend into 21-22
		Total		57,045,462.05	49,919,829.46		

This page is intentionally left blank

CHILDREN & YOUNG PEOPLE SELECT

Overall Revenue Position

Table 1: Council Fund 2020/21 Outturn Summary Statement

Service Area	Original Budget 2020/21	Budget Adjustments 2020/21	Revised Annual Budget	Actual Outturn	Actual (Under) / Over Spend @ Outturn	Forecast (Under) / Over Spend @ M9	Variance from M9 to Outturn
	'000's	'000's	'000's	'000's	'000's	'000's	'000's
Social Care, Health & Safeguarding	50,685	(170)	50,515	51,327	811	1,308	(497)
Children & Young People	55,539	480	56,019	56,093	75	86	(12)
Enterprise & Monlife	24,133	(1,946)	22,187	21,688	(499)	3,829	(4,328)
Chief Executives Unit	4,745	(81)	4,664	4,524	(140)	(4)	(136)
Resources	7,746	(445)	7,301	6,454	(847)	387	(1,234)
Corporate Costs & Levies	22,743	229	22,972	20,403	(2,569)	13	(2,582)
Net Cost of Services	165,591	(1,934)	163,658	160,488	(3,170)	5,619	(8,789)
Appropriations	4,856	2,192	7,049	10,623	3,574	(264)	3,838
Expenditure to be Financed	170,447	259	170,706	171,111	405	5,355	(4,950)
Financing	(170,447)	(259)	(170,706)	(171,111)	(405)	(208)	(197)
Net General Fund (Surplus) / Deficit	0	(0)	0	0	(0)	5,147	(5,147)

Table 2: CYP Select 2020/21 Outturn Detailed Statement

Service Area	Original Budget 2020/21	Budget Adjustm -ents 2020/21	Revised Annual Budget	Actual Outturn	Actual (Under) / Over Spend @ Outturn	Forecast (Under) / Over Spend @ M9	Variance from M9 to Outturn
	'000's	'000's	'000's	'000's	'000's	'000's	'000's
Children Services	14,428	(63)	14,365	15,718	1,353	1,433	(80)
Social Care, Health & Safeguarding	14,428	(63)	14,365	15,718	1,353	1,433	(80)
Individual Schools Budget	47,420	(356)	47,064	46,766	(298)	(434)	136
Resources	1,234	(44)	1,190	1,176	(14)	3	(17)
Standards	6,885	880	7,765	8,151	386	518	(132)
Children & Young People	55,539	480	56,019	56,093	74	87	(13)
CYP Select Net Cost of Services	69,967	417	70,384	71,811	1,427	1,520	(93)

DIRECTORATE – DIVISION VARIANCE COMMENTS

SOCIAL CARE, HEALTH & SAFEGUARDING	Month 2	Month 5	Month 7	Month 9	Outturn
Deficit / (Surplus) £'000s	1,630	1,448	1,707	1,308	811

SOCIAL CARE, HEALTH & SAFEGUARDING DIRECTOR'S COMMENTARY:

The directorate outturn for 2020/21 was an overspend of £811K, a £497K decrease since month 9, as a result of late Discharge to Reassess funding from Health of £553K. Of the over spend, £346K is as a result of the pressure from the additional 1.75% unfunded staff pay award and £242K unachievable 2% staff efficiency saving. The directorate budget was also assisted by the Social Care Workforce and Sustainability Grant from Welsh Government of £984K.

The Adult Services division finished the financial year with an underspend of £474K, an increase in underspend since M9 of £365K, largely due to funding received from Health via the Discharge to Reassess scheme. This area of the directorate has also benefitted in year from the Social Care Workforce and Sustainability (SCWS) grant of circa £1M and Intermediate Care Funding (ICF), with ICF has a planned termination date of 31st March 2022.

Children's Services has a predicted overspend of £1.353M, a £81K reduction since the reported M9 forecast. This element of the directorate received a significant injection as part of the 2020/21 budget allocation, however, this was based on CLA numbers at that time being 197. Since the budget for 2020/21 was set, the service had a further influx of children to 219 at the end of 2019/20, and at the close of the financial year CLA numbers stood at 213.

Public Protection continues to strive to remain within its budget, turning out an underspend of £67K, an increase in underspend since M9 of £50K, due to some reduced activity as a result of COVID 19.

CHILDREN SERVICES

Outturn Forecast	Month 2	Month 5	Month 7	Month 9	Outturn
Deficit / (Surplus) £'000s	1,575	1,459	1,460	1,433	1,353

£1M overspend in providing care and placements for our Looked After Children which closed at 213 at year end, £260K overspend in legal costs and the remaining overspend as a result of continued use of agency staffing which currently stands at 9 being employed plus the increased staff pay award.

CHILDREN & YOUNG PEOPLE	Month 2	Month 5	Month 7	Month 9	Outturn
Deficit / (Surplus) £'000s	84	19	125	87	75

CHILDREN & YOUNG PEOPLE DIRECTOR'S COMMENTARY:

The Directorate's Outturn position is an over spend of £75k, which can be attributed to ALN. However, this has been partially offset by the surplus balance following the closure of Mounton House, which has been transferred to the central CYP budgets to support the wider education budgets.

INDIVIDUAL SCHOOLS BUDGET					
Outturn Forecast	Month 2	Month 5	Month 7	Month 9	Outturn
Deficit / (Surplus) £'000s	0	(264)	(316)	(434)	(298)
The decrease in underspend of £136k since month 9 is due to an increase in Monmouth Comp Rates for 2020-21 and a provision for possible discrepancies regarding back pay for a school.					
RESOURCES					
Outturn Forecast	Month 2	Month 5	Month 7	Month 9	Outturn
Deficit / (Surplus) £'000s	37	22	14	3	(14)
The underspend is due to vacancy savings					
STANDARDS					
Outturn Forecast	Month 2	Month 5	Month 7	Month 9	Outturn
Deficit / (Surplus) £'000s	47	261	426	518	386
<ul style="list-style-type: none"> • Recoument increased by (income received from other LA's) (£151,000) • Independent placement costs overspent by £127,000 • Other LA placement costs overspent by £186,000 • Additional support for pupils attending our schools overspent by £493,000 • Underspend on early years (rising 3's) due to school closure (£150,000) • Overspend on breakfast clubs £45,000 • Underspend on ALN Transport due to school closure (£109,000) <p>Within the overspend of £493,000 relating to the additional support for pupils attending our own schools, £200,000 relates to additional funding for the additional learning needs units in Overmonnow (£100k) and Monmouth Comprehensive (£100k). Both these units are able to accommodate more MCC pupils, resulting in less pupils needing to be educated either in independent or other LA schools. While this has resulted in an over spend, the fees paid for the other schools would have resulted in the overspend being higher.</p> <p>Included in the independent placement costs is £107,000 relating to the three remaining pupils at Mounon House, this cost has been transferred from Mounon House to support this.</p> <p>Breakfast clubs have seen a reduction in numbers since re-opening following the Summer and Spring Term lockdowns, which has led to a reduction in income.</p>					

2. SCHOOL BALANCES

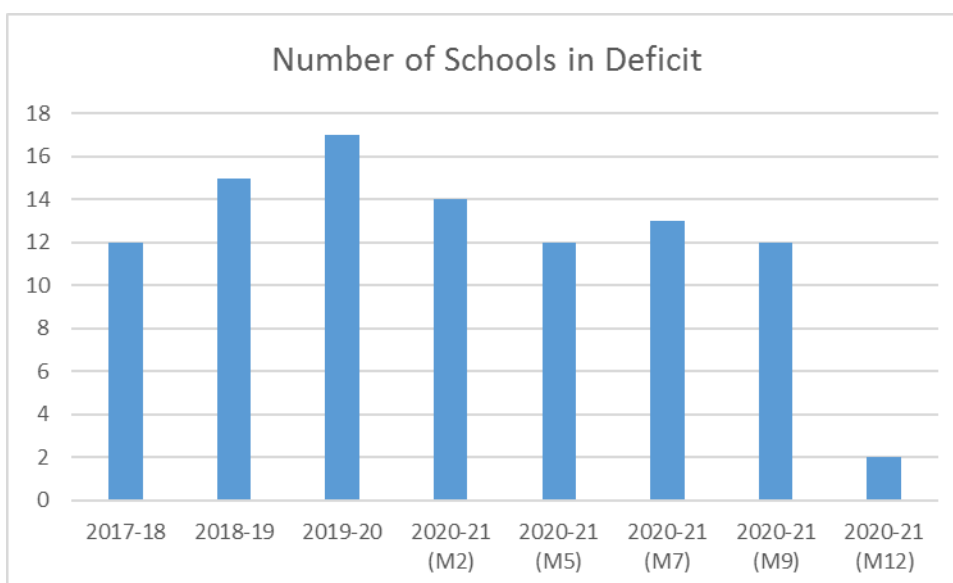
- 2.1. A Board of Governors who are responsible for managing the school's finances directly governs each of the Authority's Schools. However, the Authority also holds a key responsibility for monitoring the overall financial performance of schools. Below is a table showing the outturn forecast Schools' balances position based on month 9 projections for each Educational Cluster.
- 2.2. The monitoring earlier in the year at month 2 included a surplus balance of £206,518 for Mounton House. As the school has now closed this balance has been transferred into central education budgets, of which, £107,000 has been used to support the placement costs for the 3 remaining MCC pupils and the remaining £100,000 has been used to offset the overspend in CYP.

Council Fund Outturn 2020/21 – School Balances Summary outturn position	Reserves (Surplus) / Deficit 01/04/2020	Movement from / (to) School Balances	Reserves (Surplus) / Deficit 31/03/2021	Number Schools in deficit 01/04/2020 Primary/ Secondary	Number Schools in deficit 01/04/2020 Primary/ Secondary
	£000's	£'000	£'000		
Cluster					
Abergavenny	(118)	(1,040)	(1,158)	2 1	0 0
Caldicot	160	(1,250)	(1,091)	4 1	0 0
Chepstow	24	(373)	(349)	2 1	0 1
Monmouth	518	(1,313)	(794)	4 1	1 0
Special	(149)	123	(26)	1 0	0 0
Total	435	(3,853)	(3,418)	13 4	1 1

- 2.3. In terms of the overall movement in school balances, 2020/21 has been an unprecedented year. Schools have received several specific Welsh Government grants totalling £1.77m to further support them and their pupils and these have predominately displaced core budgets in 2020/21 or been committed for use in 2021/22 in line with the grant terms. Furthermore, due largely to the sustained periods of enforced closure during the financial year spending on budgets areas such as staff cover, premises, supplies & services and examination fees, were significantly curtailed and produced savings totalling £2.08m.
- 2.4. These factors mean that the overall level of the school reserves has increased by £3.85m as at the 31st March 2021, taking schools collectively out of a net deficit of £435k to an overall surplus of £3.42m. As a result of this 15 of the 17 schools entering the year in deficit have returned to a surplus balance.
- 2.5. The two main grants received from Welsh Government relate to a Schools Revenue Maintenance Grant and Recruit, Recover and Raise Standards. Schools carrying significant surplus balances that are above levels guided by Welsh Government (£50k for a Primary, £100k for a Secondary) will be asked to provide investment plans setting out how they intend to spend the significant surplus balances being held. It is also clear that the inherent structural budget deficits that have led to a situation of 17 schools being in deficit at the start of the year remain and require resolution irrespective of additional funding received.
- 2.6. The movement of individual schools forecast to be in deficit is shown below:

Start of year	Month 2	Month 5	Month 7	Month 9	End of year
Total: 17	Total: 14	Total: 12	Total: 13	Total: 12	Total: 2
Caldicot Comprehensive	Caldicot Comprehensive	Caldicot Comprehensive	Caldicot Comprehensive	Caldicot Comprehensive	
Chepstow Comprehensive	Chepstow Comprehensive	Chepstow Comprehensive	Chepstow Comprehensive	Chepstow Comprehensive	Chepstow Comprehensive
King Henry VIII Comprehensive	King Henry VIII Comprehensive	**			
Monmouth Comprehensive	Monmouth Comprehensive	Monmouth Comprehensive	Monmouth Comprehensive	Monmouth Comprehensive	
Llandogo Primary	Llandogo Primary	Llandogo Primary	Llandogo Primary	Llandogo Primary	Llandogo Primary
Llantilio Pertholey CIW Primary					
Magor CIW Primary					
Osbaston CiW Primary	Osbaston CiW Primary	Osbaston CiW Primary	Osbaston CiW Primary	Osbaston CiW Primary	
Overmonnow Primary			Overmonnow Primary	Overmonnow Primary	
Pupil Referral Service	Pupil Referral Service	Pupil Referral Service	Pupil Referral Service	Pupil Referral Service	
Raglan CiW Primary	Raglan CiW Primary				
Rogiet Primary					
St Mary's RC Primary	St Mary's RC Primary	St Mary's RC Primary	St Mary's RC Primary	St Mary's RC Primary	
	The Dell Primary School	The Dell Primary School	The Dell Primary School	The Dell Primary School	
Thornwell Primary	Thornwell Primary	Thornwell Primary	Thornwell Primary		
Undy Primary	Undy Primary	Undy Primary	Undy Primary	Undy Primary	
Ysgol Gymraeg Y Fenni	Ysgol Gymraeg Y Fenni	Ysgol Gymraeg Y Fenni	Ysgol Gymraeg Y Fenni	Ysgol Gymraeg Y Fenni	
Ysgol Gymraeg Y Ffin	Ysgol Gymraeg Y Ffin	Ysgol Gymraeg Y Ffin	Ysgol Gymraeg Y Ffin	Ysgol Gymraeg Y Ffin	

** King Henry VIII Comprehensive School forecast balance at month 5 onwards included a Local Authority loan of £250,000 which was estimated to result in a surplus year-end balance. Given the current year end surplus, the school will not be taking the loan at this time.



- 2.7. All schools in a deficit budget have, or are in the process of agreeing recovery plans. These recovery plans will be confirmed with both the Local Education Authority and each School's Governing Body. Once finalised the schools with significant deficits will be monitored by the Cabinet member for Children and Young People and Resources on a termly basis.
- 2.8. Total schools balances have been exhibiting a fluctuating trend with some schools showing a continuing reduction in schools balances, which is of concern, and others a more balanced trend. However, as previously mentioned, due to the Covid-19 pandemic, several grants were awarded to schools at year end, which has resulted in a large increase in school balances for 2020-21.

Financial Year	School Balances (Surplus)/Deficit £000	Year on Year Movement £000	Number of Schools in Deficit
2014-15	(1,140)		5
2015-16	(1,156)	(16)	6
2016-17	(269)	887	12
2017-18	(175)	94	12
2018-19	232	407	15
2019-20	435	203	17
2020-21	(3,418)	(3,853)	2

3 CAPITAL OUTTURN

3.1 The summary Capital outturn position is as follows:

Capital Outturn Position 2020/21

Select Portfolio	Slippage B/F	Original Budget	Budget Revisions	Approved Slippage	Revised Budget 2020/21	Actual Outturn	Variance at Outturn	Variance at M9
	£000's	£000's	£000's	£000's	£000's	£000's	£000's	£000's
Expenditure								
Children & Young People	1,245	14,423	1,872	(15,381)	2,160	2,151	(9)	0
Economic & Development	17,496	3,068	30	(19,274)	1,320	1,320	0	0
Adult	300	5,678	0	(5,964)	14	14	0	0
Strong Communities	5,801	10,139	12,079	(9,301)	18,718	15,546	(3,171)	(157)
Total Expenditure	24,842	33,308	13,981	(49,920)	22,211	19,031	(3,180)	(157)
Financing								
Supported Borrowing	0	(2,417)	0	0	(2,417)	(2,417)	0	0
General Capital Grant	0	(2,423)	0	0	(2,423)	(2,423)	0	0
Grants and Contributions S106	(393)	(18,229)	(10,826)	19,095	(10,353)	(8,623)	(1,730)	157
Contributions	(1,052)	0	(166)	711	(507)	(507)	0	0
Unsupported Borrowing	(22,546)	(5,275)	(2,032)	27,217	(2,637)	(3,442)	805	0
Reserve & Revenue Funding	(239)	(2)	(252)	241	(252)	(252)	0	0
Capital Receipts	(612)	(3,462)	(705)	2,656	(2,123)	(1,042)	(1,080)	0
Leasing	0	(1,500)	0	0	(1,500)	(325)	(1,175)	0
Total Financing	(24,842)	(33,308)	(13,981)	49,920	(22,211)	(19,031)	(3,180)	157

3.2 The capital expenditure outturn for 2020/21 shows a saving of £3.18m against budget, however it is important to note that this does not fully represent released capital financing available for future use. The variances can be explained as follows:

- Reduced usage of the Capitalisation Directive budget by £1.08m following clarification of the revenue outturn position. This subsequently releases capital receipts back to the capital receipts reserve to utilise for future capital investment.
- Specific grant funding budgets of £1.92m that have not been able to be spent within the financial year primarily due to a combination of late notification of the grant awards, a lack of resources available to complete eligible works and a shortage of appropriate schemes that fit within the grant criteria stipulated. This under spend does not release any capital financing for future use as the grant actually paid matches the overall expenditure.
- Vehicle replacement has under spent by £172k due to clarification of vehicles requirements during the year. These purchases were originally budgeted to be funded by leasing but following

an options appraisal it was more cost-effective to finance the majority of vehicles via borrowing. The under spend does not release any capital financing for future use.

3.3 The outbreak of the Covid-19 pandemic has caused significant disruption to the progress of budgeted capital schemes with slippage at outturn totalling £49.92m (£40.45m at month 9). The Covid-19 impact is affecting both internally and externally managed projects, with disruption to external supply chains, increased contract risk and potential inflationary cost pressures sitting alongside internal resourcing pressures.

3.4 The forecast slippage is broken down as follows:

Scheme	Forecast Slippage Month 2 (000's)	Forecast Slippage Month 5 (000's)	Forecast Slippage Month 7 (000's)	Forecast Slippage Month 9 (000's)	Actual Slippage At Outturn
Asset Investment fund		18,142	18,142	18,118	18,067
Tranche 'B' King Henry Future Schools			12,484	13,421	14,092
Crick Road Care Home	5,978	5,978	5,978	5,978	5,964
RE-FIT Programme					2,031
Flood Recovery Grant					1,337
City Deal					830
Highways Maintenance					812
Schools Maintenance					749
County Hall 'J' block		544	544	544	774
Section 106 schemes		131	78	148	692
Disabled Facilities Grants					613
21 st Century Schools Team				525	572
School Refurbishment				300	415
Car Park Improvements					328
'IT' Schemes					296
WG 'Resilient Roads'					292
Bridges & Retaining Walls					278
Recycling Vehicles and Boxes					261
'Green Infrastructure'					247
Abergavenny Borough Theatre Works				236	239
Access for All				390	238
County Farms					215
Council Chamber refurbishment & IT upgrade		200	200	200	200
Sewage Treatment Works				200	199
Abergavenny Community Hub development				47	73
Property schemes		229	74	138	0
Other schemes				203	106
Total	5,978	25,224	37,500	40,448	49,920

3.5 Useable Capital Receipts Available

3.6 In the table below, the effect of the changes to the forecast capital receipts on the useable capital receipts balances available to meet future capital commitments are illustrated. There is also a comparison to the balances forecast within the 2020/24 MTFP capital budget proposals.

	2020/21	2021/22	2022/23	2023/24	2024/25
	£000	£000	£000	£000	£000
Balance as at 1st April	3,040	9,210	14,136	12,544	11,452
Capital receipts used for financing	(31)	(3,341)	(684)	(684)	(684)
Capital receipts used to support capitalisation direction	(1,011)	(2,208)	(2,208)	(508)	(508)
Capital receipts Received or Forecast	7,212	10,475	1,300	100	100
Forecast Balance as at 31st March	9,210	14,136	12,544	11,452	10,360
Forecast Balance 2020/24 MTFP	9,904	10,245	10,791	10,136	10,136
Variance compared to 2020/24 MTFP	(694)	3,891	1,753	1,316	224

- 3.7 Capital receipts used to support the capitalisation direction were £1.08m less than budgeted for 2020/21, however this was offset by an overall delay in generating some receipts into 2021/22 and beyond and therefore results in a slightly reduced balance of receipts compared to the original budget.
- 3.8 Forecast receipts to be generated in future years have increased since the 2020/21 budget was set and this is demonstrated in the expected overall increase in receipt balances after affording additional capitalisation direction approved as part of 2021/22 budget setting.

SUBJECT: Performance Report 2020/21 – Corporate Plan Goals

MEETING: Children and Young People Select Committee

DATE: 26th July 2021

DIVISIONS/WARDS AFFECTED: All

1. PURPOSE

- 1.1 To present 2020/21 performance information under the remit of Children and Young People Select Committee (Corporate Plan Goal A); this includes:
- Progress made in 2020/21 to deliver the commitments set out in the Corporate Plan 2017 – 2022 (appendix 2)

2. RECOMMENDATIONS

- 2.1 Members are invited to scrutinise how well the authority performed in 2020/21 against the goals set in the Corporate Plan.

3. KEY ISSUES

- 3.1 The Corporate Plan sets an ambitious five-year programme aligned to a clear purpose of building sustainable and resilient communities, and identifies five priority goals, which also serve as the council's well-being objectives. Each of the goals includes a number of commitments to action, 22 in total, which the organisation is committed to delivering between now and 2022.
- 3.2 Due to the impact of the pandemic, some of the aims within the plan have been paused or progressed at a slower pace than intended. This has enabled us to divert staff and resources into core services to focus on meeting the needs of the most vulnerable. To ensure accountability through this period, Cabinet developed a Coronavirus Strategy, also known as the *Plan on a Page*. This was approved in May and subsequently updated in July, December and more recently, in June, in response to the changing nature of the response. It contains a purpose, strategic aims and associated actions, and has been monitored by Cabinet throughout the pandemic.
- 3.3 The council has an established performance framework, which is the way in which we translate our vision of '*building sustainable and resilient communities*' into action, and ensures that everyone is pulling in the same direction to deliver real and tangible outcomes; this is shown at appendix 1. Further information on the council's performance framework is available on the intranet Hub.
- 3.4 Appendix 2 provides an update of progress in 2020/21 for the goal in the Corporate Plan that falls under the remit of the committee, Goal A: Best Possible Start in Life. An evaluation of activity and progress made is provided, with a progress rating included for each commitment. The parameters for the ratings are below:

Progressing well:	most actions are underway and making good progress; improvements are becoming evident; most activity has been on schedule
Taking steps:	actions have been started and are making progress, whilst some are not progressing or are yet to begin; some improvement is evident; activity has been on schedule but some are behind schedule

Attention needed: most actions are not making progress; few improvements are evident; most activity has been behind schedule.

No activity: no actions, improvement or activities are evident

The progress on the goal has also been given an indicative overall score based on the council's self-evaluation framework, level 1 – unsatisfactory to level 6 – excellent. These ratings reflect progress against the long term strategic commitments in the Corporate Plan. However, they do not illustrate the significant activities undertaken during 2020/21 to support the pandemic response. The update also includes the performance measures that are being used to track progress, and the contribution of each goal to the national well-being goals and ways of working set out within the Well-being of Future Generations Act.

- 3.5 The performance indicators provide quantitative information to support the analysis of performance and consist of both local and national measures. The council usually undergoes a benchmarking exercise of the national indicators to provide an indication of performance against other local authorities in Wales, however due to the impact of the pandemic, this information is limited for 2020/21 so does not provide adequate detail to support the analysis of performance against the Corporate Plan goals. Data has been gathered internally, where available, and is presented with additional information where figures do not align with previous performance to provide a wider context and explanation.
- 3.6 The Corporate Plan is an ambitious five year programme; some commitments focus on the longer-term future of the county and aim to address complex challenges, in line with the Future Generations Act. This will need to be considered when assessing progress made as the impact of some activity may not be clearly demonstrable over short timescales, and some activity will be in the early stages or not yet started.
- 3.7 The purpose of bringing the information together is to allow Select Committee to understand performance in the context of the commitments made in the Corporate Plan. Committee members are encouraged to utilise their time appropriately and consider the scrutiny already undertaken in service areas, and as prescribed on the committee's work programme. The report may identify further areas of scrutiny that committee may want to consider for inclusion on the forward work programme. As some of the activity detailed cross cuts select committee remits, it is suggested that members particularly focus their scrutiny on the activity relevant to the committee with consideration of its contribution to the objective as a whole.
- 3.8 The council's annual performance report will be presented to Council on 23 September 2021 and published by October 2021, in line with the requirements of the Local Government (Wales) Measure. As well as being presented to select committees, the goals detailed here will be included in this report, and will provide a detailed evaluation of performance in 2020/21 against the Corporate Plan and wider arrangements.

4. REASONS:

- 4.1 To ensure that members have an understanding of council performance in 2020/21 and can scrutinise how well the authority has performed.

5. AUTHOR:

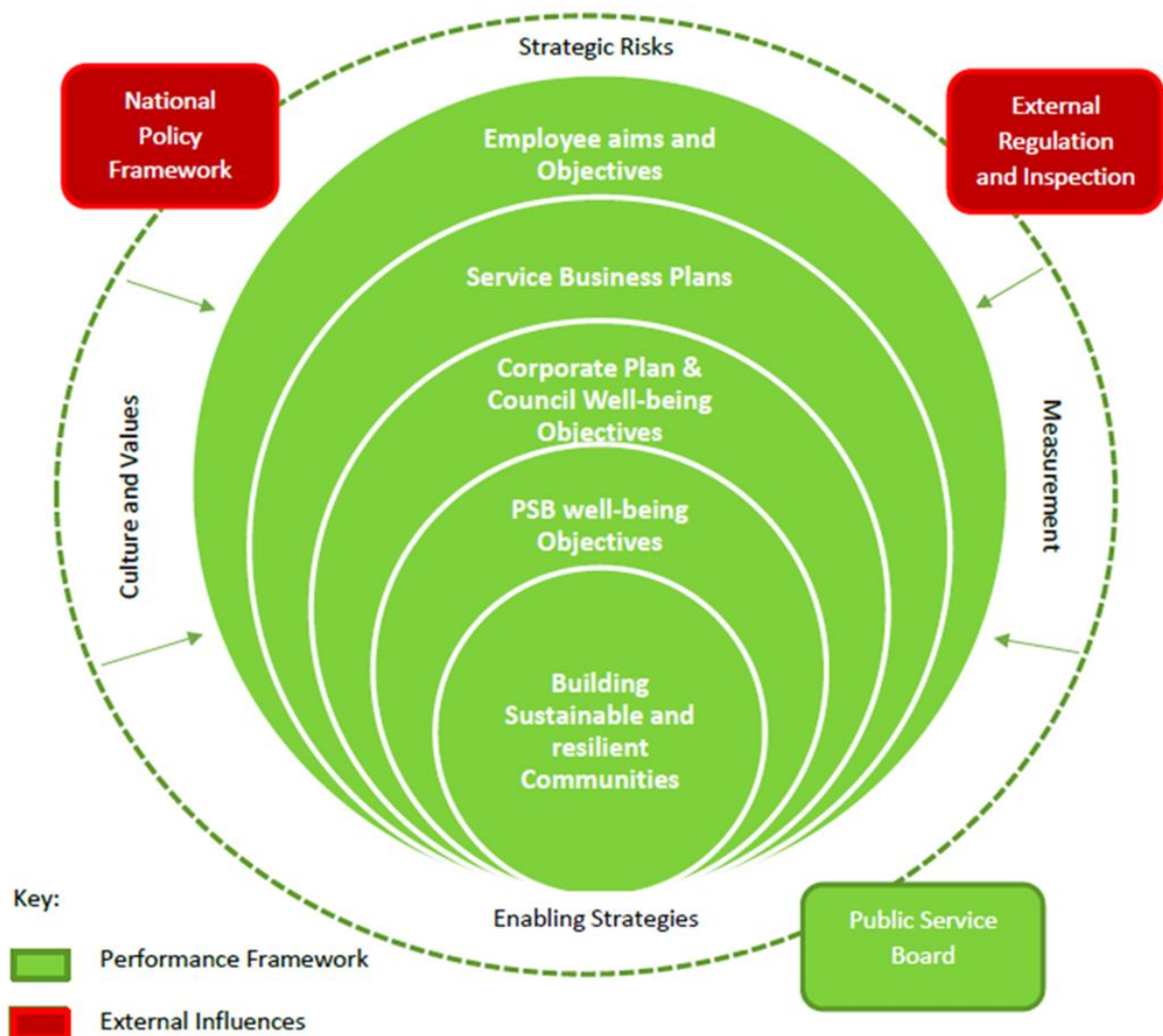
Emma Davies

E-mail: emmadavies@monmouthshire.gov.uk

Telephone: 07989 692782

Appendix 1 – Monmouthshire County Council Performance Management Framework

Our performance management framework ensures everyone is pulling in the same direction to deliver real and tangible outcomes. Building sustainable and resilient communities is the unifying purpose of the diverse range of services for which we are responsible. We are a partner in the Public Service Board, which is responsible for setting well-being objectives for the county. The council’s own well-being objectives are set by the council based on the same well-being assessment as the PSB objectives and forms the backbone of our five organisational goals in the Corporate Plan. Each of our teams has a business plan that aligns to these objectives and we have a range of performance measures that are used to track progress. Our risk management policy enables us to manage strategic risks to delivery of our goals, and the employee aims and objectives show the contribution that individuals make to these objectives and to delivering our vision in accordance with our values.



Goal A: Best possible start in life

Monmouthshire County Council Goal: A. Best possible start in life

Why we are focusing on this

Research shows that improving outcomes for children and young people relies upon a 'life course' approach; each stage of life builds to the next. We will work with children, their families and communities recognising everyone has strengths as well as needs. We will work across professions and agencies and will be led by data and evidence from emerging good practice.

As an organisation, we recognise the importance of wellbeing and people's safety and security as a part of that. We will promote safeguarding and ensure that it is everyone's business and encourage active lifestyles for children and young people through a broad range of activities.

We will commit to beginning the work necessary to ensure that children and young people choose to attend school in the county.

We will invest in all our children's learning and development, ensuring they have the environments, skills and support to flourish and be prepared for the work of the future. We want our children and young people to be industry ready, able to contribute locally and globally, and meet the demands of a rapidly changing world environment.

Summary – Progress 2020/21

Progress evaluation: 3 - Adequate



The Coronavirus pandemic has caused unprecedented disruption to education throughout 2020/21, resulting in the closure of schools and the transition to remote learning. At the first lock down in March 2020, hubs were established to provide childcare for vulnerable learners and the children of critical workers, with an average of 255 young people attending each day. Where required, mobile broadband units and laptops have been provided for learners to access online resources, and the Education team has worked closely with Social Services colleagues to safeguard vulnerable children and young people.

Following the announcement that there will be no GCSE, AS and A Level examinations in Summer 2021, schools have been provided with a range of support to prepare them for the new process for determining students' grade.


Throughout the pandemic, safeguarding has remained an essential part of our delivery, and the process for receiving and responding to referrals has not changed. Arrangements have been adjusted and where required, different solutions have been identified. Early help teams in Social Services have worked closely with Education Welfare Officers and the Education Psychology team to prepare specific wellbeing support for vulnerable children.

As lock down restrictions have limited direct contact in some areas, many services have become virtual to ensure continued support and assistance is available. Family support has continued with some creative adjustments, such as seeing people outside their homes in gardens. A parent advice line was established, receiving over 400 calls, and Social Work teams have worked closely with Education Welfare Officers and the Education Psychology team to provide wellbeing support for vulnerable children.

Detailed Progress Update

Commitment to Action	Progress rating	What we said we would do	Progress in 2020/21
<p>THE COUNCIL INVESTS IN FUTURE SCHOOLS</p> 	Taking steps	<p>Conclude comprehensive redevelopment of new secondary school with community leisure facilities in Monmouth (<i>Completed</i>)</p> <p>Commence Abergavenny school redevelopment</p> <p>Develop 'Band C' proposals for the re-provision of secondary learning in the Chepstow area</p>	<p>The new 21st century school in Monmouth was opened in September 2018, quickly followed by the newly built, state-of-the-art leisure centre.</p> <p>External project managers have been appointed to assist in developing the new Abergavenny School, which will accommodate pupils aged 3 – 19. Engagement with staff and pupils at Deri View Primary School and King Henry VIII School has been done, and concept design work has begun. A tender process is underway, and contractors will shortly be appointed to take the project forward.</p> <p>Work is continuing on reviewing the capacity and pupil projections within the Chepstow area in readiness for Band C and looking at options for developing learning within the Chepstow area.</p>
<p>THE COUNCIL HAS A PLAN FOR RAISING STANDARDS IN SCHOOLS</p> 	Taking steps	Continue to raise standards in education and ensure an ongoing focus on vulnerable learners	<p>During school closures, in-school provision continued for vulnerable learners and children of key workers, firstly via childcare hubs, then via face-to-face teaching after the first lock down. At their peak, the hubs provided childcare for over 400 pupils in a day. Special Needs Resources Bases have remained open, and multi-agency meetings have ensured vulnerable pupils are monitored and their needs met.</p> <p>During the winter closures, schools adopted a remote learning approach for the majority of pupils, which was developed into a blended learning approach when restrictions allowed. The Education Team worked closely with schools to deliver professional learning to improve their digital and pedagogical approaches.</p> <p>An Estyn Inspection in February 2020 recognised the clear vision and strong focus on ensuring 'the best possible start in life' in schools, and also identified the commitment to partnership working that resulted in a good</p>

			<p>track record of improvement. There were areas for development clearly identified and Monmouthshire's strategic priorities for 2020/21 aligned well with these. Whilst the current uncertainty remains, work continues to address these recommendations.</p> <p>For learners with limited IT equipment or internet connectivity, mobile broadband units and laptops were provided, and thousands of new devices were given to schools to support blended learning requirements.</p> <p>To support the wellbeing of children and young people, schools have developed a flexible approach to curriculum delivery, with additional support available for those who need it. The Education Psychology Service and Healthy Schools team have provided guidance to support pupils and families during lockdown, and an Educational Psychologist is available for children with particular needs.</p> <p>There were no end of key stage assessments for Foundation Phase, KS2 and KS3 in 2020, and there were a series of process and policy changes for those students at the end of KS4 and sitting AS and A Levels. Following the announcement that there will be no GCSE, AS and A Level exams in Summer 2021, schools have been provided with a range of support to prepare them for the new process for determining students' grade.</p> <p>At the beginning of the pandemic, there were 1355 FSM pupils, which had risen to 1662 pupils by March 2021. To support these children and young people, and their families, 55,000 payments have been made to parents, with a total value of £1.2m.</p> <p>2020 saw the launch of The Compass for Life, which is aimed at helping learners in years five and six to identify their aspirations and the strengths and resilience needed to achieve them. The work is promoted by the Compass for Life Foundation, and sessions have been completed in four</p>
--	--	--	---

			<p>primary schools. The response has been exceptional and further schools will receive sessions in the summer term.</p>
		<p>Prepare for the new curriculum in Wales including a focus on the broader skills required by employers.</p>	<p>MCC and EAS continue to work with schools to ensure that they are preparing for the new curriculum and meeting the needs of students. Schools are receiving bespoke support packages that complement the priorities identified within their own School Development plans.</p>
		<p>Strengthen the links between schools, their communities and local businesses to improve the well-being of children and young people <i>(New)</i></p>	<p>A youth service offer is being provided in Chepstow, supporting young people aged 11+, funded by the Town Council, Monmouthshire Housing Association and Chepstow Action for Youth. Funding was also secured from the WLGA Food Security Grant and MHA 'Pitch Your Project' scheme to run virtual family cookery classes, provided by a local volunteer, and are free to primary school pupils. This activity supports schools to access community opportunities, which has a positive impact on the wellbeing of children and their families.</p>
<p>THE COUNCIL CARRIES OUT A STRATEGIC EDUCATION REVIEW</p> 	<p>Taking steps</p>	<p>Implement the findings and recommendations of the independent Additional Learning Needs Review</p>	<p>The new ALN Strategy identifies four distinct and ambitious work streams, all of which aim to build sustainable and resilient provision, and are now embedded in the business plans of the ALN and Educational Psychology Services. Whilst lockdowns have had an impact on some actions, progress has been made in other areas. The Emotionally Based School Avoidance (EBSA) cross-directorate initiative has been developed as part a whole school, whole authority approach to promoting attendance and well-being in Monmouthshire schools. The Education Psychology Service's training platform has continued to be developed, which provides information on support for well-being, as well as other key issues.</p> <p>The ALN team have been a key part of the regional preparations and developments for the new ALN and Tribunal Act legislation, which will be implemented on 1st September 2021. In preparation for the implementation of the Act, all Monmouthshire ALN Coordinators have been provided with an extensive range of training through the regional ALN transformation initiative, and Headteachers have been kept up to date with</p>

			<p>developments associated with ALN implementation through head teacher meetings and targeted communications.</p> <p>Over the last academic year, all Specialist Resource Bases (SRB) have upgraded their sensory resources and provision, and outdoor play equipment, and one SRB has been significantly remodelled to provide an improved learning and play environment. In addition, SRB staff have participated in Attention Autism training, which will form the core intervention for children with ASD, and an SRB Outreach Service pilot was rolled out in the Spring term 2021, which will be evaluated and further developed over the autumn and spring terms.</p>
		Review of Catchment and Nearest School Policy	<p>Reviews and consultations have been carried out on the admissions criteria for school place allocations and secondary school catchment areas. Recommendations from the consultations were implemented with effect from September 2020. The proposed sizing of the new school in Abergavenny has been considered in light of rising numbers of students at King Henry VIII, and housing developments in the area, so there will be further consultation to considering the catchment area.</p>
		Review of Home to School Transport	<p>A review of policies regarding the management of external Home to School transport operators has been carried out and changes implemented. Welsh Government have embarked on a consultation exercise to extend the requirements of the Learner Travel Measure, so the review of wider policies has been delayed.</p>
		Review and develop leadership structures across schools	<p>Leadership structures have been reviewed in two schools to ensure they have the capacity and sustainability to grow and thrive. As a result, a second federation has been successfully established in the county between Kymin View Primary School and Llandogo Primary School, in partnership with the Governing Body in each school. The federation will become fully operational from September 2021.</p>

THE COUNCIL IMPLEMENTS A MODEL OF EARLY INTERVENTION AND PREVENTION FOR CHILDREN AND FAMILIES



<p>Taking steps</p>	<p>Integrate preventative children and family services within each locality into one prevention focused function</p>	<p>Children’s Services have focused on implementing a co-ordinated approach to early intervention and prevention. Early help services assist families to address difficulties as soon as possible, via a well-developed partnership approach, and the range of preventative services has been developed to provide the right help at the right level of intensity, according to the needs of the family. The Achieving Change Together Team is currently working with 50 plus children on the ‘edge of care’ to enable them to remain living safely with their parents.</p> <p>As lock down protocol limited direct contact in some areas, many early help and family support services became virtual to ensure continued support and assistance was available throughout. All family support continued with some creative adjustments where appropriate, such as seeing people outside, such as in gardens. However, where it was required for the safety and wellbeing of children, a direct service was provided to families using a risk assessment.</p> <p>To help alleviate some of the additional pressure caused by the pandemic, a parent advice line was established within two days of the first lock down, and has received over 400 calls in the last 12 months. Social work teams worked closely with Education Welfare Officers and the Education Psychology team to prepare specific wellbeing support for vulnerable children out of the school hubs.</p>
	<p>Provide services that meet mental health and emotional well-being</p>	<p>Extensive support was provided to children with disabilities, in partnership with Action For Children, for families at risk of breakdown. Salaried carers were asked to provide day respite to those families in most need, and a summer play-scheme was provided at three sites across the county for additional support.</p> <p>The 2020 School Health Research Network survey identified that students’ health behaviours have worsened since the last survey in 2018, including student levels of life satisfaction, alcohol misuse, and sex and relationships.</p>

			<p>Monmouthshire’s Youth Council, Engage 2 Change, (E2C) is a group of young people aged 11-18 from across Monmouthshire who meet to represent the views of their peers, with a view to inform decisions that affect the county’s young people. E2C has developed a Monmouthshire-specific ballot, which highlights local issues raised by young people, and the 2020 top priority was Sex Education eXplained. E2C is working with the Youth Service and schools to address the issue of relationships and sexuality, and is helping to develop a programme for KS3 and 4 pupils.</p> <p>Friday Friendlies are a series of online webinars designed and directed by E2C to give young people the opportunity to talk, gain new knowledge and influence change with decision makers. To date, six remote Friday Friendlies have been held, and discussions include the budget, bullying, votes at 16, mental health, LGBT history and gender equality.</p> <p>The Shift project, funded through the WG Youth Support Grant, supported 100 young people who had poor mental health and emotional wellbeing through a mix of face to face and digital work. During their time on the project, over 80% of young people felt an improvement in their wellbeing. A specific offer for young people aged 18+ has also been developed.</p>
		<p>Promote active lifestyles for children and young people through a broad range of activities including sport, exercise and the natural environment</p>	<p>There has been a focus on improving and expanding the active travel offer within the county, and part of this work has concentrated on providing a safer network for children and young people to actively travel to school. Initial funding of £49k was allocated to identify new routes and routes for improvement in Chepstow and Abergavenny, which has been increased to £71k to expand the project to all four secondary schools. This work has provided valuable information to support future funding bids in terms of the physical infrastructure changes that can be made as part of our overall network.</p>

			<p>During the Easter holidays, outdoor open access play sessions were delivered on four sites in the county, attracting 1,100 attendances over a seven day period. Summer provisions for children consisted of MonLife activity hubs at each of the four leisure centres in the county, which received a total of 4,170 attendances, an average of 166 children per day, and supported 124 vulnerable pupils and 76 pupils eligible for free school meals. In addition to this, teams created 1,500 play packs to children of primary school age. And the Sports Development team responded to the pandemic by delivering a number of virtual programs. This included a cross country event, involving 271 primary school pupils from years 3 – 6 who submitted a running time over a distance of either 1200 and 1600 metres.</p>
	Taking steps	<p>Roll out the ‘Children’s Voices in Play’ toolkit across the county to support the creation of play-friendly communities <i>(New)</i></p> <p>Increase the number of Monmouthshire foster carers</p>	<p>The Young People’s Voices in Play Toolkit has been developed and was originally due to be introduced to schools during 2020/21. This has been delayed due to the onset of the Covid-19 pandemic and resulting disruption to schools. Roll out of the toolkit will be considered later in the year, depending on the ongoing pandemic disruptions and immediate pressures.</p> <p>The number of looked after children has been increasing significantly, rising from 173 at the end of 2018/19 to 219 at the end of 2019/2020. At the end of 2020/21, 213 children were looked after, which is still significantly higher than in recent years. All parts of the system are aligned to ensure that only children who need to become looked after do so. Similarly, services are in place to support children being looked after, where this is safe and in their best interests.</p> <p>Active campaigns are being run to increase the rates of in house foster carers, including the 20 for 20 reasons to foster. Seven new foster carers have joined Monmouthshire during 2020/21 as a result of these campaigns, taking the total to 95. The high number of children who are looked after means that demand remains high and therefore, recruitment and retention remains a high priority.</p>

THE COUNCIL ENSURES PERMANENT ACCOMMODATION AND SUPPORT FOR LOOKED-AFTER CHILDREN



Well-being of Future Generations Act impact

Contribution of Council goal to Future Generations Act Well-being Goals						
Prosperous Wales	Resilient Wales	Healthier Wales	More equal Wales	Wales of cohesive communities	Vibrant culture and thriving Welsh Language	Globally responsible Wales
✓		✓	✓		✓	

The **long-term** nature of this goal is intrinsic to its success. Working with and **involving** children and young people, as early as possible, to identify their needs will give them the best chance of achieving their maximum potential. **Preventing** problems before they start will provide our young people with the best chance to develop. By focusing on prevention we will aim to reduce the number of children who rely on statutory services and should support them in a way that provides them with a better outcome. Using a **collaborative** approach and aligning services provides a rounded resource, with the right people in the right place at the right time. It also reduces duplication, avoids the need for multiple referrals and provides a complimentary methodology of care that works in harmony for the young person. Overall, this approach **integrates** the needs of our young people, ensuring they have the best opportunity to achieve their goals.

Measures of progress

Measure	Previous	Latest	Target	Comment
Percentage of children and young people at the end of KS2 in Monmouthshire primary schools who move to a secondary school in the county	78.5%	82.3%	Increase	Latest is summer 2020 data
Percentage of pupils with a statement of special educational learning need who are educated in mainstream setting within the county	62.4%	65.3%	Increase	
Percentage of Year 11 leavers not in education, training or employment (NEET) ⁱ	1.3%	1.4%	1.0%	Latest is 2020 data; data produced annually by Careers Wales
Percentage of looked after children who experience non-transitional school moves	12.7%	10.9%	<10%	
Percentage of families supported by early help services who report being helped with what matters to them: i) Pre statutory Services	i) 71%	i) 84%	Increase	Pre statutory is early intervention prior to receiving statutory children's social services.

ii) Statutory services	ii) 86%	ii) 87%	Increase	Statutory services is early intervention through prevention into care.
Percentage of children placed with generic/kinship foster carers	36.1%	41.3%	Increase	
Percentage of pupils who take part in sport on three or more occasions per week ⁱⁱ	45%	Next survey 2022	Next survey 2022	Previous data - 2018 survey, Sports Wales. Next survey postponed to Spring/Summer 2022
Number of young people trained in the playmaker award	923	950	900	Due to pandemic, approach changed to a combination of face to face & digital delivery

ⁱ Careers Wales, Annual Survey of School Leavers <http://destinations.careerswales.com/>

ⁱⁱ Sport Wales, School Sport Survey data <http://sport.wales/research--policy/surveys-and-statistics/statistics.aspx>

This page is intentionally left blank